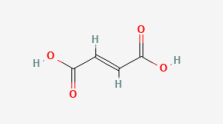
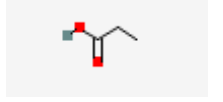
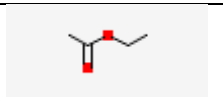
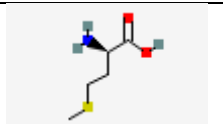
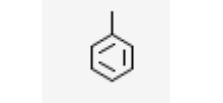
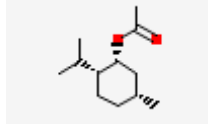
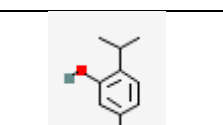
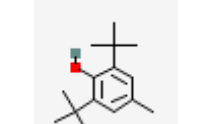
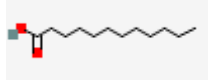
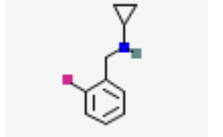
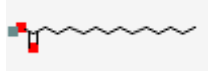
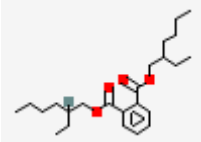
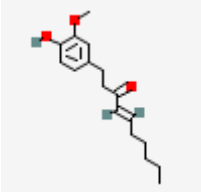
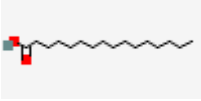
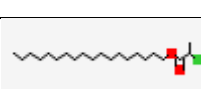

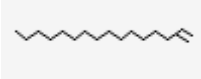
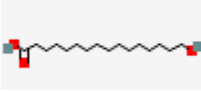
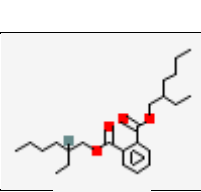
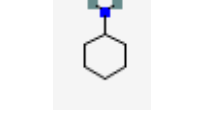
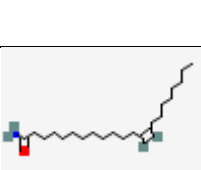

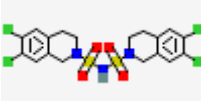

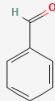
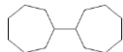
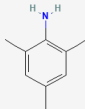

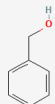
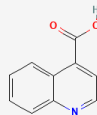
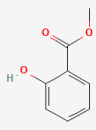
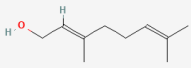
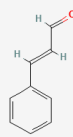
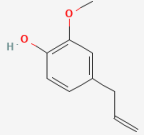
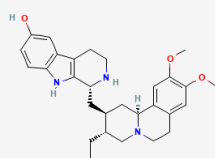
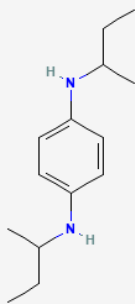
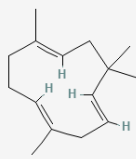


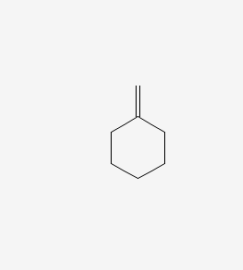
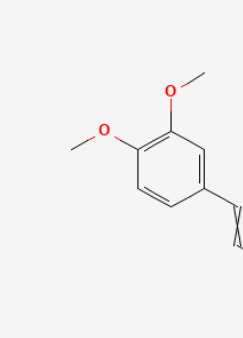
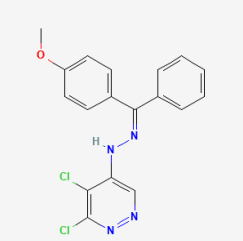
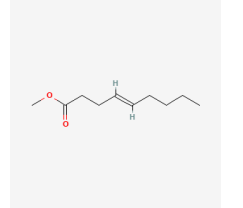
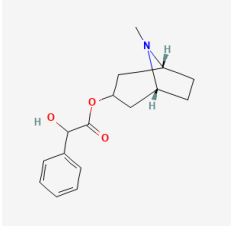
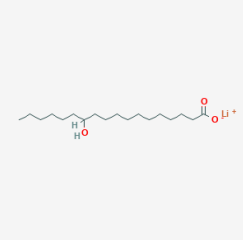
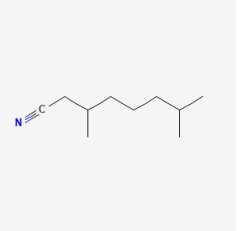
Table :1 GCMS analysis of <i>F. equiseti</i>						
Peak	Retention time	Area %	Height %	Compound Name	Chemical structure	Chemical formula
1.	1.003	0.52	57804	fumaric acid		C4H4O4
2.	1.530	2.38	265954	propionic acid		C3H6O4
3	1.759	36.85	4120873	ethylacetate		C4H8O2
4	2.136	1.80	200953	D-Methionine		C5H11NO2S
5	2.617	0.89	99246	Toluene		C7H8
6	7.143	7.37	824729	Cyclohexanol, 5-methyl-2-(1-meth...		C12H22O2
7	8.305	0.67	74574	Thymol		C10H14O
8	10.101	0.83	93192	Butylated Hydroxytoluene		C15H24O
9	10.714	1.55	172952	Dodecanoic acid		C12H24O2
10	12.018	1.41	158216	N-Cyclopropyl-p-fluorobenzylamine		C10H12FN
11	12.718	0.48	53923	Tetradecanoic acid		C14H28O2

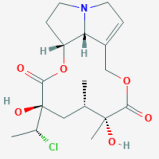
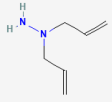
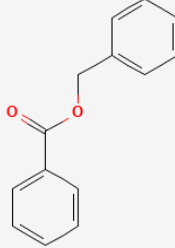
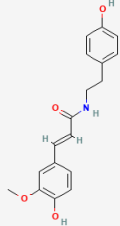

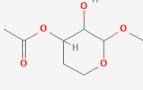
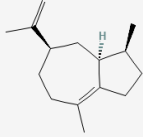
12	12.802	0.48	53291	Phthalic acid, butyl tetradecyl ...		(C24H38O4)
13	13.140	0.75	83770	7,9-Di-tert-butyl-1-oxaspiro		(C17H24O3)
14	13.447	6.99	93196	n-Hexadecanoic acid		(C16H32O2)
15	13.660	2.59	290061	2- Chloropropionic acid, octadec...		(C21H41ClO2)
16	14.656	2.58	288261	1-Pentadecene		(C15H30)
17	14.954	1.92	214926	1-Nonadecene		(C19H38)
18	15.165	1.00	112125	Carbonic acid, 2-ethylhexyl nony...		(C16H32O3)
19	18.267	6.87	768444	Bis(2-ethylhexyl) phthalate		(C24H38O4)
20	20.979	5.13	573614	1,3-Benzenedicarboxylic acid, bi...		(C24H38O4)
21	21.334	2.20	245735	13-Docosamide, (Z)-		(C22H43NO)
22	21.568	8.88	993464	Squalene		(C30H50)
23	23.651	3.52	393925	Tris(tert-butyl)dimethylsilyloxy...		(C18H54O3Si4)

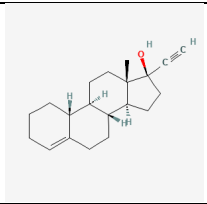
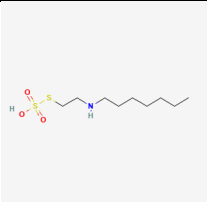
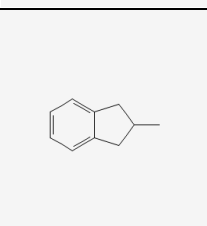
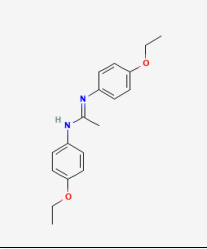
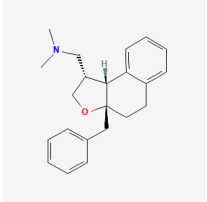
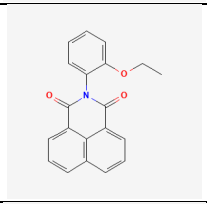
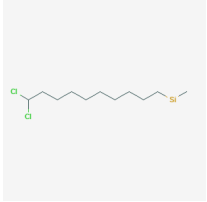
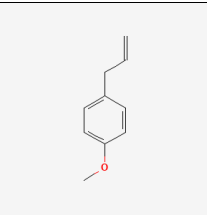
**Table :2 GCMS analysis of Clove oil:**

Peak	Retention time%	Area%	Height	Compound name	Chemical structure	Chemical formula
1.	1.627	0.52	24642647	Ethyl Acetate		C4H8O2
2.	4.837	0.49	22944423	Benzaldehyde		C7H6O
3.	4.940	0.44	20634988	Bicycloheptane		C14H26
5.	5.152	0.37	17733101	Cyclohexane, 1-methyl-4-(1-methyl...		C10H20
6.	5.604	0.63	29780691	Eucalyptol		C10H18O
7.	5.747	45.41	214748364 7	Benzyl alcohol		C7H8O
8.	7.487	0.20	9312018	Isopulegol		C10H18O

9.	7.681	0.14	6781801	Methyl salicylate		C8H8O3
10.	7.990	0.15	7306757	Geraniol		C10H18O
11.	8.076	0.19	8828265	Phenol, 4-(2-propenyl)-		C10H12O2
12.	8.585	9.10	430206798	Eugenol		C10H12O2
13.	8.700	0.60	28539572	Phenol, 2-methoxy-3-(2-propenyl)-		C10H12O2
14.	9.649	0.24	11450786	Diphenylmethane		C13H12
15.	9.821	5.39	254693488	Humulene		C15H24

16.	10.101	0.17	8010308	Aromandendrene		C15H24
17.	10.222	0.52	24801545	Phenol, 2-methoxy-4-(2-propenyl)...		C10H12O2
18.	10.645	0.24	11149200	Caryophyllene oxide		C15H24O
19.	10.674	0.14	6795803	1,Z-5,E-7-Dodecatriene		C12H20
20.	10.851	0.98	46163360	Levomenol		C15H26O
21.	11.028	0.19	9028946	Santalol, cis, .alpha.-		C15H24O
22.	11.114	0.26	12062108	3,5-Dimethylcyclohex-1-ene-4-car...		C9H14N

23.	11.309	0.15	6899058	10,10-Dimethyl-2,6-dimethylenebi...		C13H20
24.	11.435	0.17	7831683	Limonene oxide, cis-		C10H16O
25.	11.955	0.18	8325480	Benzyl Benzoate		C14H12O2
26.	12.018	0.29	13820495	Coniferyl aldehyde		C10H10O3
27.	12.087	0.45	21117267	2-Methoxybenzyl alcohol, 2-methy...		C8H10O2
28.	13.735	0.27	12869285	Benzene, (isothiocyanatomethyl)		C8H7NS
29.	15.349	0.46	21590238	Longifolene		C15H24

30.	15.743	0.23	10773367	N-Acetyl-D-phenylalanine		C11H13NO3
31.	15.892	0.39	18645369	Toluene-4-sulfonic acid, 2-benzy...		C14H14O4S
32.	16.047	0.51	24350168	N-[4-(Benzyloxy)-2-nitrophenyl]a...		C15H14N2O4
33.	16.693	0.21	10112985	Dibenzylamine		C14H15N
34.	16.934	0.63	29811796	2'-Hydroxybutyrophenone oxime		C10H13NO2
35.	17.546	0.30	13990735	Benzyl lactate		C10H12O3
36.	17.626	0.85	40314198	p-Benzyloxybenzaldehyde semicarb...		C15H15N3O2
37.	17.872	1.17	55130857	0.5		C10H12O

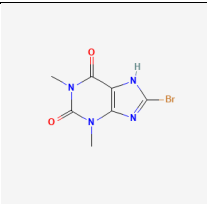
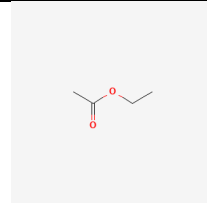
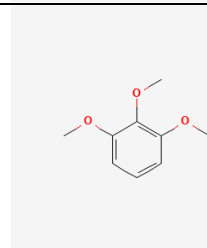
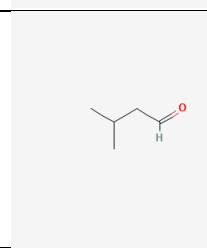
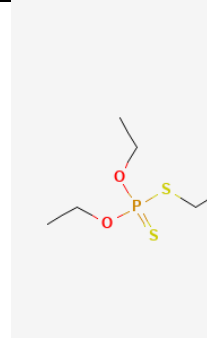
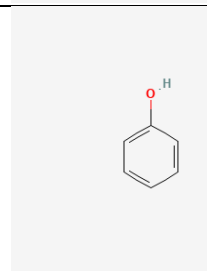

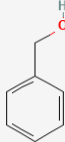
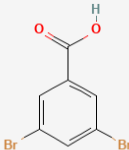
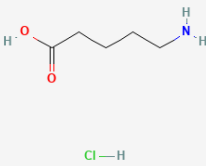
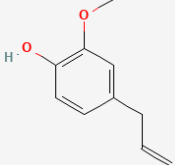
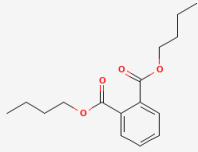
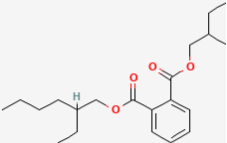
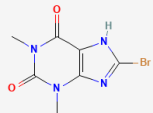
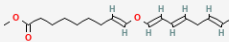
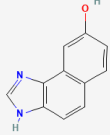
38.	20.412	0.91	42859161	[1,1'-Biphenyl]-2,2'-diol, 3,3'-...		C18H18O2
-----	--------	------	----------	-------------------------------------	---	----------

Table: 3 GCMS analysis of <i>F. equiseti</i> and its interaction:						
Peak	Retention time%	Area%	Height	Compound name	Chemical structure	Chemical formula
1.	1.638	1.88	2704151	Ethyl Acetate		C4H8O2
2.	2.022	0.58	832283	Hydrazine, 1,1-dimethyl-		C2H8N2
3.	2.880	0.55	785065	Butanal, 3-methyl-		C5H10O
4.	4.591	1.16	1668578	Sulfide, 2-hydroxybutyl 2-hydrox...		C8H18O2S
5.	5.169	0.52	747667	Phenol		C6H6O



6.	5.575	0.49	709040	1-Hexanol, 2-ethyl-		C8H18O
7.	5.787	49.70	71502301	Benzyl alcohol		C7H8O
8.	7.486	0.93	1333405	Propanoic acid, 2-mercapto-, met...		C4H8O2S
9.	7.744	0.69	990996	N,N'-Diacetylenediamine		C6H12N2O 2
10.	8.911	38.45	55317588	Eugenol		C10H12O2
11.	13.517	1.01	1449536	Dibutyl phthalate		C16H22O4

12.	18.415	1.79	2580563	Bis(2-ethylhexyl) phthalate		C24H38O4
13.	20.510	0.74	1064098	[1,1'-Biphenyl]-2,2'-diol, 3,3'-...		C18H18O2
14.	21.402	1.03	1482148	13-Docosamide, (Z)-		C22H43NO
15.	22.455	0.50	714439	1H-Indole-2-carboxylic acid, 6-(...		C11H12N2O2

**Table :4 Classification of metabolic pathway were involved *F.equiseti* and Clove oil:**

<b>S.no</b>	<b>F</b>	<b>clove oil</b>	<b>F + clove oil</b>
1	Sesquiterpenoid and triterpenoid biosynthesis	Ascorbate and aldarate metabolism	Propanoate metabolism
2	Arginine biosynthesis	Galactose metabolism	Biosynthesis of unsaturated fatty acids
3	Citrate cycle (TCA cycle)	Inositol phosphate metabolism	Fatty acid elongation
4	Alanine,aspartate and glutamate		Fatty acid degradation
5	Pyruvate metabolism		Drug metabolism
6	Fatty acid elongation		Fatty acid biosynthesis
7	Steroid biosynthesis		
8	Tyrosine metabolism		
9	Fatty acid degradation		
10	Fatty acid biosynthesis		

