



RESEARCH COMMUNICATION

# Hymenopteran parasitoids of black-headed caterpillar *Opisina arenosella* Walker (Lepidoptera: Xyloryctidae) in South India

S Nivetha<sup>1</sup>, R Arulprakash<sup>1\*</sup>, C Binoy<sup>2</sup> & N Chitra<sup>1</sup>

<sup>1</sup>Department of Agricultural Entomology, Tamil Nadu Agricultural University, Coimbatore 641003, Tamil Nadu, India

<sup>2</sup>Independent researcher, Kozhikode, 673 303, Kerala, India

\*Email: [arulprakash.r@tnau.ac.in](mailto:arulprakash.r@tnau.ac.in)



## ARTICLE HISTORY

Received: 19 October 2024

Accepted: 26 October 2024

Available online

Version 1.0 : 12 February 2025



## Additional information

**Peer review:** Publisher thanks Sectional Editor and the other anonymous reviewers for their contribution to the peer review of this work.

**Reprints & permissions information** is available at [https://horizonepublishing.com/journals/index.php/PST/open\\_access\\_policy](https://horizonepublishing.com/journals/index.php/PST/open_access_policy)

**Publisher's Note:** Horizon e-Publishing Group remains neutral with regard to jurisdictional claims in published maps and institutional affiliations.

**Indexing:** Plant Science Today, published by Horizon e-Publishing Group, is covered by Scopus, Web of Science, BIOSIS Previews, Clarivate Analytics, NAAS, UGC Care, etc See [https://horizonepublishing.com/journals/index.php/PST/indexing\\_abstracting](https://horizonepublishing.com/journals/index.php/PST/indexing_abstracting)

**Copyright:** © The Author(s). This is an open-access article distributed under the terms of the Creative Commons Attribution License, which permits unrestricted use, distribution and reproduction in any medium, provided the original author and source are credited (<https://creativecommons.org/licenses/by/4.0/>)

## CITE THIS ARTICLE

Nivetha S, Arulprakash R, Binoy C, Chitra N. Hymenopteran parasitoids of black-headed caterpillar *Opisina arenosella* Walker (Lepidoptera: Xyloryctidae) in South India. Plant Science Today. 2025;12(sp1):01-07. <https://doi.org/10.14719/pst.5978>

## Abstract

The coconut Black Headed Caterpillar (BHC), *Opisina arenosella* Walker (Lepidoptera: Xyloryctidae), poses a significant threat to coconut plantations in South India. The present study investigates the diversity and prevalence of hymenopteran parasitoids associated with *O. arenosella*. BHC larvae and pupae were collected from 15 locations spread across 9 districts of Tamil Nadu. Life stages of BHC were reared to observe the emergence of parasitoids. A total of six parasitoids viz., *Antrocephalus hakonensis* (Ashmead), *Brachymeria nephantidis* Gahan, *Kriechbaumerella* sp. (Family: Chalcididae), *Apanteles* sp. (Family: Braconidae), *Goniozus nephantidis* Muesebeck (Family: Bethyridae) and *Xanthopimpla punctata* Fabricius (Family: Ichneumonidae) were found to be associated with larvae and pupae of BHC. This study provides the first documented evidence of *Kriechbaumerella* sp. parasitizing BHC pupae. The level of natural parasitisation by various parasitoid species varied across different sampling locations. Highest natural parasitisation (31.64 %) of BHC was noticed in Tiruppur district. Field surveys and laboratory rearing of collected specimens highlight the potential of these parasitoids for biological control, contributing valuable data towards integrated pest management strategies. Further research into the life cycles, host specificity and ecological interactions of these parasitoids is recommended to enhance their utilization in sustainable agriculture practices.

## Keywords

biological control; black headed caterpillar; coconut; natural parasitisation

## Introduction

The coconut palm (*Cocos nucifera* L.) (Arecales: Arecaceae) is a versatile multipurpose palm referred to as “Kalpavriksha” or “Tree of Heaven” or “Tree of Life”, since each part of the tree is useful to the mankind. Globally, India ranks third position in coconut production. In India, coconut is grown in more than 17 states and Kerala ranks first in coconut production followed by Karnataka and Tamil Nadu (1). In Tamil Nadu, coconut is being cultivated in 4.44 lakh hectares with the productivity of 11,526 nuts / ha (1). More than 100 species of insect pests are reported to be associated with coconut palm (2). However, only a few insect species cause economic damage. Coconut black headed caterpillar (BHC) *Opisina arenosella* Walker (Lepidoptera: Xyloryctidae) is one of the serious pests recorded in coconut plantations (3). Its infestation was officially documented during the mid-19<sup>th</sup> century in Sri Lanka (4). In India, this pest was first recorded in 1907, specifically on palmyrah palms in the Coimbatore district of Tamil Nadu (5). Since then, BHC has been reported in several Indian states, including Andhra Pradesh, Karnataka, Kerala, Gujarat, Orissa, West Bengal, Bihar and Maharashtra (6).

The black-headed caterpillar targets all stages of coconut palm (7, 8) and causes yield loss up to 45% (9). The larvae feed by scraping chlorophyll content from the leaflets, causing the entire fronds to have a scorched appearance. Severe infestation reduces spike formation and results in premature nuts dropping. When the infestation exceeds the threshold, caterpillars scrape chlorophyll even on the developing nuts (10). In cases of heavy infestation, the entire field shows signs of wilting (7, 8). BHC infestations are managed by cutting and burning of the infested fronds and by using light traps. During heavy infestation, applications of chemical pesticides are recommended. However, insecticide application in coconut ecosystem is difficult due to the tall nature of the palms. Further, indiscriminate insecticide application may affect the natural enemies (parasitoids and predator) population, pollinators (bees and wasps) population, development of resistance in pest population and residues in coconut products (11). Considering the health hazards and other issues associated with chemical use, releasing natural enemies, parasitoids in general, is an effective method for controlling the BHC population (6, 10, 12, 13). Over 50 species of parasitoids have been found to be associated with various life stages of *O. arenosella* (3, 7).

Among them, hymenopteran larval parasitoids like *Goniozus nephantidis* Muesebeck (Bethyridae), *Bracon hebetor* Say (Braconidae) and pupal parasitoid, *Brachymeria nosatoi* Gahan (Chalcididae) are mass reared and released to combat the initial stages of BHC infestation because of their higher host searching ability and parasitisation rates when compared to other parasitoids (14). Many predators have also been recorded against BHC. The dominant predators in the

coconut ecosystem that regulate BHC populations are *Parena nigrolineata* (Chaudoir), *Calleida splendidula* (Fabricius) (Coleoptera: Carabidae) and *Cardiastethus exiguus* Poppius (Hemiptera: Anthocoridae) (7, 11).

Understanding the species richness of parasitoids associated with this pest is vital for implementing an effective integrated pest management programme (16). However, studies on the parasitoid fauna associated with BHC in Tamil Nadu are lacking. In view of the above, the present work aims to investigate the natural parasitoid repertoire associated with BHC in coconut ecosystem of Tamil Nadu.

## Materials and Methods

Geographically, the survey covered the North-Eastern, North-Western and Western zones of Tamil Nadu, comprising nine districts showing considerable BHC infestation. Information about coconut gardens infested with black headed caterpillars was collected by contacting extension officials from the Department of Agriculture and Horticulture, Government of Tamil Nadu. A planned survey was conducted over the period from November 2023 to August 2024 in 15 locations, with intervals of two months between each survey (Table 1, Fig. 1.). In each location, 10 palms were selected randomly and from each palm, 10 leaflets were collected from lower or middle whorl of the crown. Live larvae and pupae were collected from the infested leaflets and stored in the small containers to monitor parasitoid emergence. Emerging parasitoids were collected and preserved in glass vials containing 70 % ethanol (Fig. 2.). The parasitoids were card mounted, morphological characters were observed

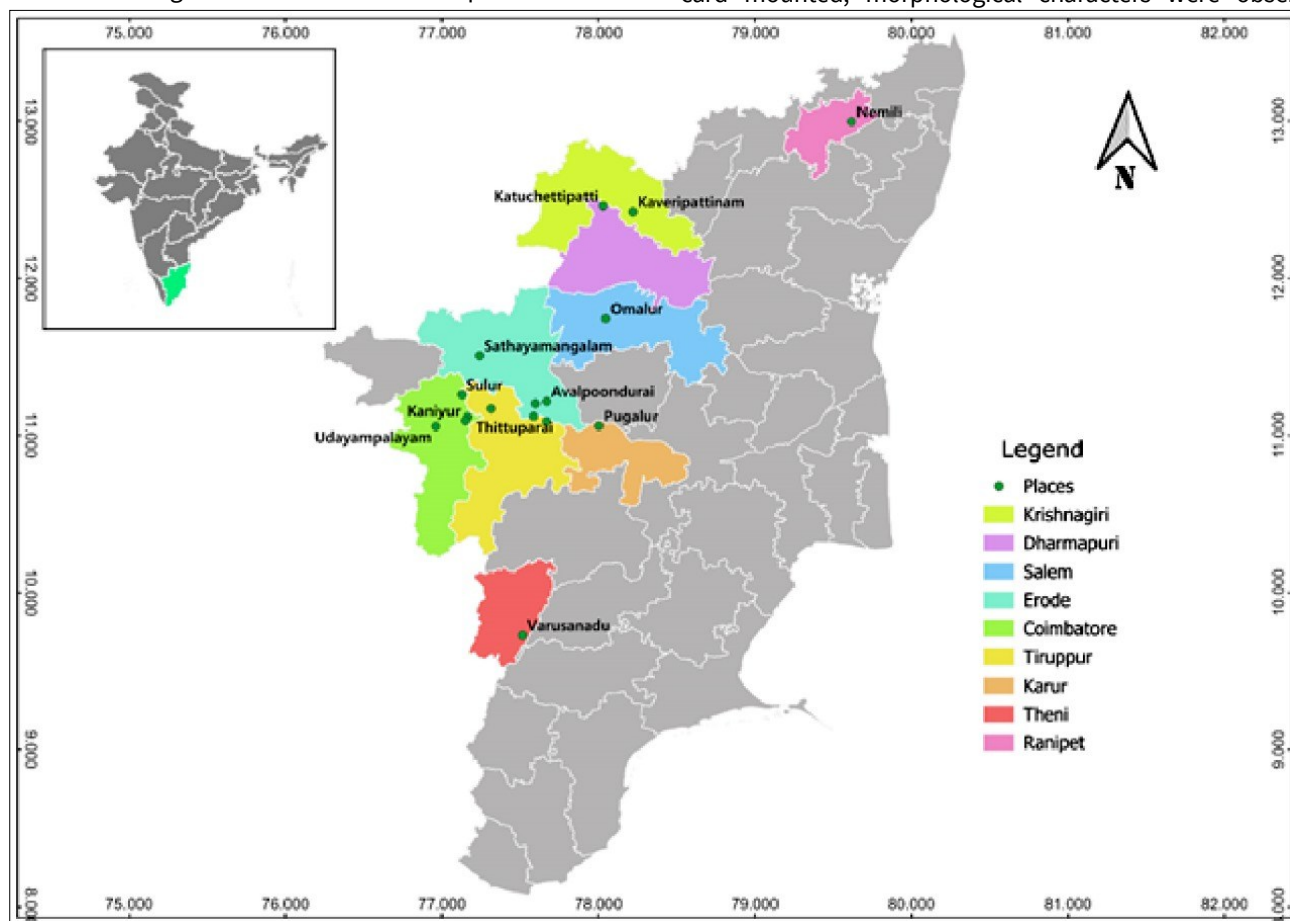



Fig. 1. Map showing the sampling locations of the black-headed caterpillar (*Opisina arenosella*) in Tamil Nadu.

**Table 1.** Sampling locations of the black-headed caterpillar (*Opisina arenosella*) in Tamil Nadu

Agro climatic zones	Districts	Sampling locations	Latitude (°N)	Longitude (°E)	Elevation (amsl) in m	Age of the pam (in years)	Variety
North - Eastern	Ranipet	Nemili	12.98°	79.61°	172	2 - 3	East Coast Tall
		Vellode	11.23°	77.65°		45 - 50	ECT, Dwarf
Western zone	Erode	Kothampalayam	11.18°	77.45°	204	25 - 30	Tall
		Sathyamangalam	11.50°	77.24°		40 - 45	D x T Hybrid
		Kaniyur	11.09°	77.14°		13 - 15	ECT
		Udayampalayam	11.00°	77.00°	502	23 - 25	ECT
	Karur	Karumathampatti	11.10°	77.17°		4 - 5	Tall
		Pugalur	11.05°	77.99°	129	33 - 35	ECT
	Tiruppur	Thirumurugan poondi	11.14°	77.30°		10 - 11	
		Thittuparai	11.10°	77.58°	334	2 - 3	ECT
	Theni	Nathakadayur	11.08°	77.66°		9 - 10	
		Varsanadu	9.72°	77.51°	408	45	ECT, Dwarf
North-Western zone	Dharmapuri	Kaduchettipatti	12.44°	78.01°	503	30	ECT
	Salem	Omalur	11.74°	78.04°	400	30	ECT
	Krishnagiri	Kaveripattinam	12.35°	78.43°	533	20	ECT

**Fig. 2.** (A-E) Damage symptoms caused by *Opisina arenosella* Walker: (A) Initial chlorophyll scraping, (B) Severe leaf scorching, (C) Reduced spike formation, (D) Grown up larva with larval frass on leaflet; (E) Larvae and pupae of *O. arenosella* stored in containers for parasitoid emergence monitoring.

using Leica S8APO and photographed with Leica M205A stereo microscopes. Parasitoid species identification was done by following the diagnostic keys (17). Parasitisation rates were determined by applying the following formula (10).


Per cent parasitisation =

$$\frac{\text{Number of parasitoids emerged}}{\text{Total number of samples collected}} \times 100$$

## Results

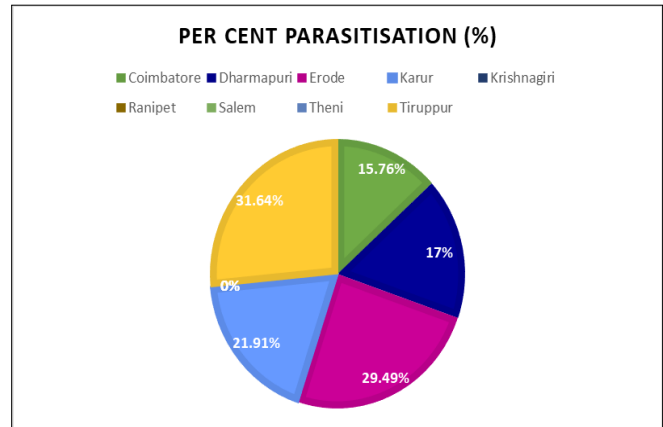
The study on parasitoids associated with BHC in the coconut ecosystem of Tamil Nadu revealed the presence of several species, including *Antrocephalus hakonensis* (Ashmead),

*Brachymeria nephantidis* Gahan, *Kriechbaumerella* sp. (Family: Chalcididae), *Apanteles* sp. (Family: Braconidae), *Goniozus nephantidis* Muesebeck (Family: Bethyridae) and *Xanthopimpla punctata* Fabricius (Family: Ichneumonidae). Barring the genus *Kriechbaumerella*, all other parasitoid species recorded in this study are reported in the coconut growing tracts of India including Tamil Nadu (18, 19). This report forms the first record of the genus *Kriechbaumerella* Dalla Torre parasitizing the pupae of BHC. This represents the first documented report of this genus *Kriechbaumerella* sp (Fig. 3) both from India and globally. Among those parasitoid species recorded in this study, *G. nephantidis* and *Apanteles* sp. were found to attack the larvae of BHC, while *Kriechbaumerella* sp., *A. hakonensis*, *B. nephantidis* and *X. punctata* were found to parasitise pupae of BHC.




**Fig. 3. (A-F)** Images of parasitoids identified in this study: **(A)** *Kriechbaumerella* sp., **(B)** *Brachymeria nephantidis* Gahan, **(C)** *Antrocephalus hakonensis* Ashmead, **(D)** *Goniozus nephantidis* Muesebeck, **(E)** *Xanthopimpla punctata* Fabricius, **(F)** *Apanteles* sp.

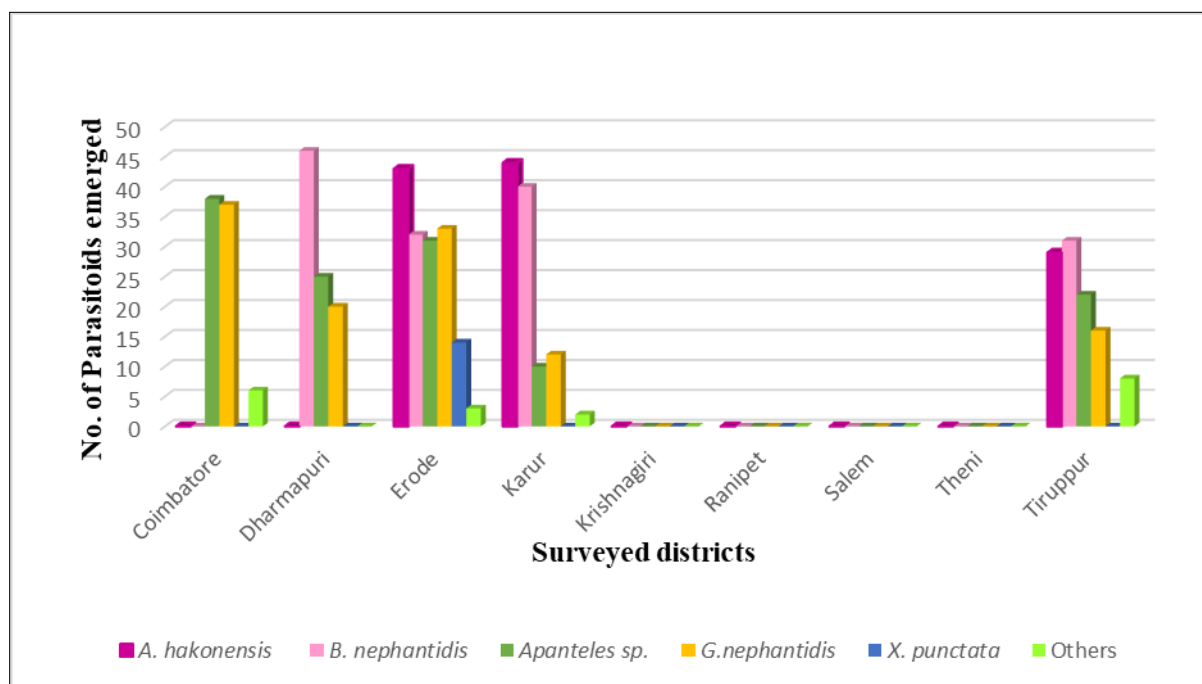
The levels of natural parasitisation by various parasitoid species varied across different sampling locations (Fig. 4.). Notably, the percentage natural parasitisation was highest (31.64 %) in the Tiruppur district (Fig. 5.). In Erode district, natural parasitisation observed was 29.44 %. In both districts, pupal parasitoids (*B. nephantidis* and *A. hakonensis*) were abundant (Fig. 6). The Coimbatore region showed a parasitisation rate of 15.76 % with a significant presence of *B. nephantidis*, *G. nephantidis* and *Apanteles* sp. The natural parasitism percentages for Dharmapuri and Karur were 17 % and 21.91 %, respectively. Conversely, no parasitisation was observed in Krishnagiri, Ranipet, Salem and Theni regions.



**Fig. 5.** Percentage of natural parasitisation on *Opisina areosella* across different districts of Tamil Nadu.



**Fig. 4.** (A-G) Life stages and parasitisation of *Opisina areosella*: (A) Egg, (B) Larva, (C) Pupa, (D) Adult (♀), (E) Larva parasitised by *Goniozous nephantidis* Muesebeck, (F) Cocoon of *Apanteles* sp., (G) *Brachymeria nephantidis* Gahan (Pupal parasitoid).



**Fig. 6.** Parasitoids diversity in different locations of Tamil Nadu.

## Discussion

The present survey of hymenopteran parasitoids associated with the coconut BHC in Tamil Nadu revealed intriguing contrasts and similarities in comparison with previous studies conducted across different regions of India and Sri Lanka. One of the notable findings from our study was the predominant occurrence of *B. nephantidis* as the most effective parasitoid across surveyed localities in Tamil Nadu. This contrasts with findings that highlighted *G. nephantidis* as the prevalent parasitoid of BHC (10). Similarly, it was documented that *G. nephantidis* was highly effective in Andhra Pradesh, with a parasitisation rate of 28.0 % in BHC infested fields, along with the discovery of *Apanteles taragamae* Viereck (20). Other studies emphasized the longstanding presence of *B. nephantidis* as a significant natural enemy of *O. arenosella* from South India (18, 19). Dominance of *B. nephantidis* could be attributed to the elevated temperature observed across the sampling locations in Tamil Nadu between December 2023 to June 2024. Earlier reports have also indicated the dominance of *Brachymeria nephantidis* during summer months (18). These studies, alongside our findings, contribute to a comprehensive understanding of the complex of hymenopteran parasitoids associated with *O. arenosella* across different regions. The present study also revealed the presence of *B. nephantidis* in the interior districts of Tamil Nadu. For instance, in the Thrissur district of Kerala, *Brachymeria nosatoi* Habu emerged as the predominant parasitoid species (21, 22), whereas in South Karnataka, the higher prevalence of *B. nephantidis* in interior regions was recorded which is like the present study (23). The absence of natural parasitisation in regions like Krishnagiri, Ranipet, Salem and Theni may be attributed to the application of chemical pesticides particularly organophosphorus insecticide, monocrotophos to manage black headed caterpillar infestation by the farmers in coconut ecosystem.

The findings of the study suggest localized variations in parasitoid efficacy, influenced by environmental conditions and host availability which are crucial for understanding and implementing targeted pest management strategies in

coconut ecosystems affected by BHC infestation. Out of 38 districts in Tamil Nadu, present study was conducted only in nine districts. Expanding the study in other coconut growing districts in future could reveal the occurrence of more numbers of parasitoid species associated with black headed caterpillar. Further, research on parasitoid-host and parasitoid-parasitoid interactions in coconut ecosystem can be planned. This could aid in identifying effective parasitoid species for managing black headed caterpillar and developing / refining Integrated Pest Management programmes for black headed caterpillar. The study also showed non-recovery of *Bracon brevicornis* Wesmael and *B. hebetor* Say from fields in which they were released for the management of BHC, necessitating serious monitoring and parasitoid recovery studies.

## Conclusion

In conclusion, this study provides the first documented evidence of the pupal parasitoid, *Kriechbaumerella* sp. on *O. arenosella* in Tamil Nadu, India. The findings contribute to the understanding of parasitoid complex in coconut ecosystem and emphasize the potential chalcidid parasitoids such as *B. nephantidis*, *A. hakonensis* and *Kriechbaumerella* sp., for the biological control of *O. arenosella*. Future research should explore the parasitoid species complex associated with the black-headed caterpillar across all coconut-growing districts of Tamil Nadu, with a focus on parasitoid-host and parasitoid-parasitoid interactions. Additionally, assessing environmental factors that enhance parasitoid efficiency will be crucial for optimizing biological control strategies.

## Acknowledgements

The authors thank the Professor and Head, Department of Agricultural Entomology, Tamil Nadu Agricultural University for providing necessary facilities for the study.

## Authors' contributions

RA and NC conceived the study and performed design, analysis and interpretation of results. SN collected the specimens and assembled them for the study. SN and CB performed species identification. SN, RA, CB and NC drafted the manuscript.

## Compliance with ethical standards

**Conflict of interest:** No potential conflict of interest was reported by the authors

**Ethical issues:** None

## References

- Coconut Development Board (CDB) Statistics, Ministry of Agriculture and Farmers Welfare, Government of India. 2022-2023. <https://www.coconutboard.gov.in>. Last Accessed on 21<sup>st</sup> December, 2024.
- Kumara ADNT, Chandrashekharaiiah M, Kandakoor SB, Chakravarthy AK. Status and management of three major insect pests of coconut in the tropics and subtropics. In: Chakravarthy AK, (ED), New Horizons in Insect Science: Towards Sustainable Pest Management: Springer India; 2015. p. 359-381. [https://doi.org/10.1007/978-81-322-2089-3\\_32](https://doi.org/10.1007/978-81-322-2089-3_32)
- Dharmaraju E. A check list of parasites, the hyperparasites, predators and pathogens of the coconut leaf caterpillar *Nephantis serinopa* Meyrick, recorded in Ceylon and in India and their distribution in these countries. Ceylon Coconut Quarterly. 1962; 13(4):102-11.
- Green EE. A coconut palm caterpillar. The Tropical Agriculturist 1898; 26:298-308.
- Rao YR, Cherian MC, Ananthanarayanan KP. Infestations of *Nephantis serinopa* Meyrick in South India and their control by the biological method. Indian Journal of Entomology. 1948; 10:205-47.
- Rukhsana K, Majeed P. The effectiveness of biocontrol of *Opisina arenosella* (Lepidoptera: Oecophoridae) using *Bracon brevicornis* (Hymenoptera: Braconidae). The Journal of Zoology Studies 2014; 1:1-3.
- Binoy C, Nivetha S, Arulprakash R. Chalcidid parasitoids (Hymenoptera: Chalcididae) of *Opisina arenosella* (Walker) (Lepidoptera: Xyloryctidae) on coconut palm in southern India. Zootaxa. 2024;5537(4):493–510. <https://doi.org/10.11646/zootaxa.5537.4.3>
- Lu B, Yan Z, Jin QA, Wen HB, Fu YG, Li WD, Peng ZQ. Exotic pest alert: *Opisina arenosella* Walker (Lepidoptera: Oecophoridae). Journal of Biosafety. 2013; 22:17-22.
- Chandrika Mohan CP, Radhakrishnan Nair C, Kesavan Nampoothiri, Rajan P. Leaf-eating caterpillar (*Opisina arenosella*)-induced yield loss in coconut palm. International Journal of Tropical Insect Science. 2010; 30:132-37. <https://doi.org/10.1017/S174275841000024X>
- Gurav SS, Radadia GG, Shinde CU. Status of coconut black headed caterpillar, *Opisina arenosella* (Walker) and its associated larval parasitoid, *Goniozus nephantidis* (Muesebeck) under south Gujarat conditions. International Journal of Chemical Studies. 2018;6 (2):2713-18.
- Lu H, Lyu B, Tang J, Wu Q, Wyckhuys KA, Le KH & Zhang Q. Ecology, invasion history and biodiversity-driven management of the coconut black-headed caterpillar *Opisina arenosella* in Asia. Frontiers in Plant Science. 2023;14:1116221. <https://doi.org/10.3389/fpls.2023.1116221>
- Sathiamma B, Mohan C, Gopal M. Biocontrol potential and its exploitation in coconut pest management. In: Upadhyay RK, Mukerji KG, Chamola BP, (EDS.), Biocontrol Potential and its Exploitation in Sustainable Agriculture: Volume 2. Springer, Boston; 2001. p. 261-83. [https://doi.org/10.1007/978-1-4615-1377-3\\_16](https://doi.org/10.1007/978-1-4615-1377-3_16)
- Venkatesan T, Jalali SK, Murthy KS, Rabindra RJ, Rao NS. A novel method of field release of *Goniozus nephantidis* (Muesebeck), an important primary parasitoid of *Opisina arenosella* Walker on coconut. Journal of Biological Control. 2003;17:79-80. <https://doi.org/10.18311/jbc/2003/3996>
- Rao NBVC, Nischala A, Ramanandam G, Maheswarappa HP. Biological suppression of coconut black headed caterpillar *Opisina arenosella* outbreak in East Godavari district of Andhra Pradesh—eco friendly technology. Current Science. 2018;115 (8): 1588-94. <https://doi.org/10.18520/cs/v115/i8/1588-1594>
- Lu H, Lyu B, Tang J, Wu Q, Wyckhuys KA, Le KH & Zhang Q. Ecology, invasion history and biodiversity-driven management of the coconut black-headed caterpillar *Opisina arenosella* in Asia. Frontiers in Plant Science. 2023;14:1116221. <https://doi.org/10.3389/fpls.2023.1116221>
- Heraty J. Parasitoid diversity and insect pest management. Insect biodiversity: Science and Society, 2017;603-25. <https://doi.org/10.1002/9781118945568.ch19>
- Narendran TC. Oriental Chalcididae (Hymenoptera: Chalcidoidea). Zoological Monograph, Department of Zoology, University of Calicut. 1989; 1-440.
- Pillai GB, Nair KR. Role of pupal parasitoids in the natural suppression of the coconut caterpillar *Nephantis serinopa* Meyrick. Journal of Plantation Crops 1981;9:84-87. <https://doi.org/10.5555/19820592735>
- Joy PJ, Joseph KJ. Relative incidence of the pupal parasites infesting *Nephantis serinopa* Meyrick, the black headed caterpillar pest of coconut in Kerala. Bulletin of Entomological Research. 1978; 19:185-87.
- Manjunath TM. India-coconut black-headed caterpillar on banana and coconut. FAO Plant Protection Bulletin. 1985; 33(2):71-72. <https://doi.org/10.5555/19850529412>
- Joy PJ, Joseph KJ. Note on a new host record of *Brachymeria excarinata* Gahan and first record of *Brachymeria* (*Neobrachymeria*) *nosatoi* Habu (Hymenoptera: Chalcididae) in India. Indian Journal of Agricultural Science. 1972; 42(7): 637-38.
- Joy PJ, Joseph KJ. Notes on the biology of *Brachymeria* (*Neobrachymeria*) *nosatoi* and its importance in the control of *Nephantis serinopa*. Entomophaga. 1973;18:317-19. <https://doi.org/10.1007/BF02371479>
- Sujatha A, Singh SP. Efficiency of stage specific parasitoids in the biological suppression of coconut leaf eating caterpillar, *Opisina arenosella* Walker. Journal of Biological Control. 2004;18(1):51-56. <https://doi.org/10.5555/20043170348>