



REVIEW ARTICLE

# *Convolvulus prostratus* Forssk.: A Memory Boosting Herb

Gourav Chouhan, Neelam Solanki, Gyan Singh Shekhawat & Suman Parihar\*

Plant Biotechnology and Molecular Biology Laboratory, Department of Botany, JNV University, Jodhpur, Rajasthan, India

\*Email: [sp.bo@jnvu.edu.in](mailto:sp.bo@jnvu.edu.in)

## OPEN ACCESS

### ARTICLE HISTORY

Received: 09 September 2022

Accepted: 12 March 2023

Available online

Version 1.0 : 26 June 2023

Version 2.0 : 01 July 2023



### Additional information

**Peer review:** Publisher thanks Sectional Editor and the other anonymous reviewers for their contribution to the peer review of this work.

**Reprints & permissions information** is available at [https://horizonepublishing.com/journals/index.php/PST/open\\_access\\_policy](https://horizonepublishing.com/journals/index.php/PST/open_access_policy)

**Publisher's Note:** Horizon e-Publishing Group remains neutral with regard to jurisdictional claims in published maps and institutional affiliations.

**Indexing:** Plant Science Today, published by Horizon e-Publishing Group, is covered by Scopus, Web of Science, BIOSIS Previews, Clarivate Analytics, NAAS, UGC Care etc. See [https://horizonepublishing.com/journals/index.php/PST/indexing\\_abstracting](https://horizonepublishing.com/journals/index.php/PST/indexing_abstracting)

**Copyright:** © The Author(s). This is an open-access article distributed under the terms of the Creative Commons Attribution License, which permits unrestricted use, distribution and reproduction in any medium, provided the original author and source are credited (<https://creativecommons.org/licenses/by/4.0/>)

### CITE THIS ARTICLE

Chouhan G, Solanki N, Shekhawat GS, Parihar S. *Convolvulus prostratus* Forssk.: A Memory Boosting Herb. Plant Science Today. 2023;10(3): 86–93. <https://doi.org/10.14719/pst.2110>

## Abstract

*Convolvulus prostratus* Forssk. aka *C. pluricaulis*, *C. microphyllus* commonly known as 'Shankhpushpi' has been traditionally used for improvement in memory and cognitive function in cases of dementia, epilepsy, depression, anxiety and central nervous system (CNS) disorders. Studies have shown that this herb has potential to enhance memory recall, increase brain plasticity and boost learning ability. The plant species has several active metabolites including alkaloids, flavonoids, phenolic acids and terpenoids that interacts with protein, neurological signaling pathways and demonstrates pharmacological effects, such as, anti-amnesiac, anti-inflammatory, anxiolytic, analgesic, antioxidant, neuroprotective, memory and learning improving, sedative-hypnotic and anticonvulsant activity, which have been linked to brain health and the prevention of neurodegenerative diseases. In the present study, leaf explant of *C. prostratus* were cultured on MS (Murashige and Skoog's) medium supplemented with  $1\text{mgL}^{-1}$  2, 4-D shows optimum callus induction. Moreover, several biotechnological approaches could be used for better understanding of its memory enhancing mechanism, such as, phytochemical analysis for active compounds, *in vitro* and *in vivo* studies for safety and efficacy, metabolomics for potential health benefits and tissue culture for large scale production of this medicinally potent plant species in controlled environment. At present, there are many commercial medicinal products available in the market consisting Shakhpushpi as an ingredient or whole.

## Keywords

*Convolvulus prostratus*, Shankhpushpi, Bindweed, medicinal plant, memory enhancing

## Introduction

Human race has been reliant on plants for food, shelter, medicine and other accessories since ancient time. Medicinal plants are a great part of traditional medicine system in Asian and African countries (1). These plants are used by tribal communities for the treatment of several kind of infections and diseases, which show the potential of plants to be used as a base for drug invention and their further investigation can lead to nascent drug discoveries. Medicinal plants are considered as very important source for drug production due to presence of therapeutic phytochemicals. These phytochemicals such as flavonoids and phenolics have been observed to possess considerable effects on vigor and cancer anticipation (2).

Herbs have been used for centuries as natural remedies for a variety of health concerns, including memory loss and cognitive decline. Some herbs

contain active compounds that have been found to boost memory and cognitive function, reduce oxidative stress and improve neurotransmitter levels in the brain. For example, *Ginkgo biloba* and *Bacopa monnieri* are both popular herbs used for their memory-enhancing effects (3, 4), while *Curcuma longa* and *Withania somnifera* have been found to have neuroprotective properties (5, 6).

*Convolvulus prostratus* Forssk. (CP) is an important medicinal plant belonging to the family *Convolvulaceae* commonly known as bindweed or 'Shankhpushpi'. The plant species has several important medicinal properties such as anti-inflammatory, analgesic, anti-diabetic and anti-ulcer. The whole plant is known to possess pharmaceutically valued compounds like *Convolamine*, *Convoline*, *Convolvine*, *Delphinidine*, *Scopolin* and *Shankhpushpin*. It is a well-known memory enhancing and intellect boosting herb of Ayurveda from time immemorial.

Shankhpushpi is an aboriginal herb commonly found under xerophytic surroundings in northern India (7). The word Shankhpushpi is originated from Sanskrit because the plant has flowers that are conch shaped and it is cited as 'medhya rasayana' (nerve tonic) in Ayurveda (8). The plant has synonyms such as *C. pluricaulis* Choisy and *C. microphyllus* Sieb. ex Spreng (9). It is well-known Indian medicinal plant, extensively used as brain- tonic and also beneficial in chronic bronchitis, asthma as well as in loss of memory. Among all the species of this genus, *C. prostratus* along with *Evolvulus alsinoides* is extensively used in rasayana and is a vital constituent of 'Shankhpushpi', a well-known memory enhancing drug (Table 1).

In different regions of India some plant species are used and cited under the common name 'Shankhpushpi', mainly comprising of three plants *C. prostratus* Forssk., *Evolvulus alsinoids* L. (both from *Convolvulaceae* family) and *Clitoria ternatea* L. (*Fabaceae*). All of these plant species possess nootropic, anxiolytic and CNS-depressant activity but *C. prostratus* is considered as the true source of Shakhpushpi because of its memory-enhancing activity (11).

Numerous research works have been conducted across the world on CP, and its different properties such as neuro-pharmacological, neuro-protective, neuro-modulatory and nootropic have been described. However,

**Table 1.** Taxonomic position of *C. prostratus* (10)

Kingdom	Plantae
Clade	Tracheophyta
Clade	Spermatophyta
Division	Magnoliophyta
Class	Magnoliopsida
Sub class	Asteridae
Order	Solanales
Family	<i>Convolvulaceae</i> Juss.
Genus	<i>Convolvulus</i> L.
Species	<i>C. prostratus</i> Forssk.

there is deficiency of statistics about comprehensive pre-clinical pharmacological profile, mechanism of action studies and biochemical profile of the plant are yet to be accomplished.

The herb is mostly found in open waste lands and it is being depleted in nature because of over exploitation and habitat degradation, therefore it requires protection (12). By exploring the plant and its ecological, economical, ethnomedical, pharmacological and chemical properties, more insight could be given to its diversity of applications in different expanses.

### Geographical and taxonomical distribution

The genus *Convolvulus* L. belongs to the bindweed or morning glory family *Convolvulaceae*. The family *Convolvulaceae* comprises of more than 200 species as listed in Plants of World Online, Kew (9). It is a cosmopolitan genus dispersed in tropical and temperate regions worldwide; native to Africa, Europe, America, Arab, Asia and Australia, with some introduced plants in Africa and Asian countries. In India, it is distributed throughout the northern regions, Rajasthan, Punjab, Bihar and Kashmir to Deccan peninsula and Gujarat (13). It is being used in herbal medicine for many centuries. Common species of this genus includes *C. lineatus* L., *C. prostratus* Forssk., *C. althaeoides* L., *C. arvensis* L. and *C. pilosellifolius* Desr. (14) (Table 2).

### Ethnomedicinal and Pharmacological Properties

It is a classic memory and intellect booster herb described in Ayurveda (15). The plant has therapeutic properties, such as anticonvulsant (16), neuroprotective (17), hypotensive (18), anti-phlegmatic, anti-phlogistic, anthelmintic, antianxiety, improves complexion, strengthens intellect, useful in bronchitis, increases appetite, biliousness, epilepsy, teething troubles of infants etc. (19, 20). Its mode of action is by reducing the spontaneous motor activity; it controls the refluxes and frightening responses. It eventually acts as a soporific moiety which initiates a persistent decline in blood pressure and cardiac contraction, in that way managing neurological pathologies, such as anxiety, insanity and epilepsy (21). Moreover, one of the most renowned ancient Indian medical practitioners, *Acharaya Charak* used white flower variety of *C. prostratus* along with several other herbs; *Bacopa monnieri* (Brahmi), *Acorus calamus* (Vacha) and *Saussurea lappa* (Kushtha) for alleviating insanity and epilepsy (22). It is believed by herbalists that "Shankhpushpi" works in a manner that it calms the nerves by regulating the production of stress hormone, adrenaline and cortisol (23). Extracts of the plant were reported to have *in vitro* and *in vivo* antimicrobial properties against certain strains of bacteria such as *E. coli*, *S. aureus* and *B. subtilis* (24). Ethanolic extract of callus depicts significant antibacterial activity against *Klebsiella pneumoniae* and antifungal activity against *Penicillium chrysogenum* and *Tricophyton rubrum* (25).

Besides Ayurveda, *C. prostratus* has also been used in Siddha medicine systems as an oil obtained from the plant possess keratogenic activity and promotes hair

**Table 2.** Taxonomical description of *C. prostratus*

Sl. No.	Description	<i>C. prostratus</i>
1	Habit	Perennial herb
2	English Name	Bindweed
3	Vernacular Name	Shankh Pushpi
4	Leaves	Nearly stalkless, alternately arranged, linear to oblong, lance-shaped or invert lance-shaped, velvety to hairy
5	Inflorescence	Axillary solitary
6	Flowers	Monoecious, 1-3 together, 2 small bracts
7	Calyx	Lance-shaped, long-pointed, unequal, hairy
8	Corolla	White or pale pink, funnel-shaped, mid-petaline areas velvety
9	Androecium	Stamens 5
10	Gynoecium	Ovary 2 celled, glabrous
11	Style	2-4 mm long
12	Stigma	Stigmas 2, lobed
13	Fruit	Capsule, round or globose, 3-4 mm diameter
14	Seeds	Seeds 2-4, dark brown
15	Flowering	November to January

growth (26); paste prepared from roots and flowers has anti-aging effects indicating antioxidant properties (27). As well as in Unani medicinal system, syrup prepared from *C. prostratus* and *Piper nigrum* is prescribed in bleeding piles and venereal diseases (22).

Shakhpushpi has a wide-ranging commercial application in pharmaceuticals, cosmeceuticals and nutraceuticals. Patanjali Divya Shankhpushpi Churna™, Dabur Shankhpushpi Syrup™, Biotrex Shankhpushpi™, Maxmind capsule™ etc. are some of the pharmaceutical formulations used for the treatment of neurodegenerative disease, stress and gastric ulcers. Likewise, in the cosmeceutical industry it is used as a tonic for hair and skin related ailments. There are food grade products of the nontoxic wonder herb, like powder and syrup available in the market for being utilized as nutraceutical nootropic supplements (19).

### Chemical Profile and Secondary Metabolite Composition

Plants belonging to *Convolvulus* genus comprise various complex chemical compounds including flavonoids, carbohydrates, amino acids, anthraquinones (28), alkaloids, anthocyanidins, caffeoylquinic acid derivatives (29), coumarins, essential oils (30), lignans, lipids, saponins (31), resins (32), steroids, tannins, terpenoids etc.

The major secondary metabolites observed in the plant are alkaloids (*convolamine*), glycosides, flavonoids (*kaempferol*), phenolics (*scopoletins*,  $\beta$ -*sitosterol* and *ceryl alcohol*), steroids and saponins (15, 24). (Fig. 1, Fig. 2) An experiment was conducted to quantify the content of *scopoletin* by HPLC using different solvent systems, from that they observed highest *scopoletin* content in hydro-alcoholic extract (0.1738 %) followed by methanolic extract (0.0932 %) and aqueous extract (0.0435 %). *Shakhpushpi*, an alkaloid, has also been isolated from the plant and is used as a chemotaxonomic marker for this particular species (33, 34) (Table 3).

In a comparative genetic and chemical profile analysis of *C. pluricaulis* population obtained from different sites of India, declared that the plant contains more *scopoletin* in comparison of *kaempferol* and it can be manipulated with further investigation using tissue culture and transformation studies (12).

### Neuroprotective activities of CP metabolites

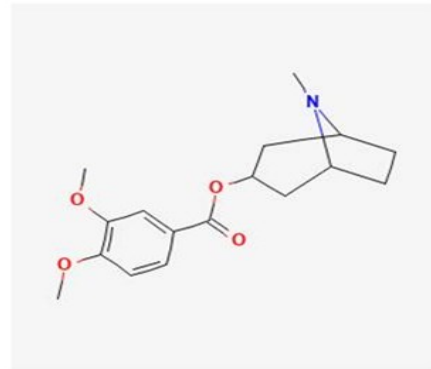
The herb is being used as a traditional ailment for neurological disorders, such as anxiety, dementia, and depression, in Ayurveda, Siddha and conventional Chinese medication. These indicate the pharmacological potential of the herb, such as anticonvulsant, antioxidant, and immunomodulatory properties. The presence of certain chemical compounds could be responsible for such

**Table 3.** Phytochemicals found in *C. prostratus* and their therapeutic functions

Sl. No.	Metabolite Name	Type of metabolite	Function	References
1	<i>Kaempferol</i>	Flavonoid	Chemo-preventive properties, inhibits cell growth, proteasome activity and induce apoptosis	35-38
2	<i>Convolamine</i>	Alkaloid	anti-inflammatory, Antihypoxic and immunomodulating activity	39
3	<i>Scopoletin</i>	Coumarin	anti-allergic, anti-aging, Antifungal and hypouricemic activities	40, 41
4	$\beta$ - <i>sitosterol</i>	Phytosterol	pro-apoptotic, anti-proliferation; anti-pyretic and Anti-inflammatory activity	42, 43
5	<i>Convovine</i>	Alkaloid	Anti-epileptic activity	44
6	<i>Convolvine</i>	Alkaloid	blocks the M-receptors; exhibits nootropic, cytotoxic and sedative activity	45, 46



A plant of *Convolvulus prostratus* Forssk.



Convolamine

Fig. 1. A plant of *C. prostratus* in field conditions and structure of *Convolamine*: an important alkaloid obtained from it.

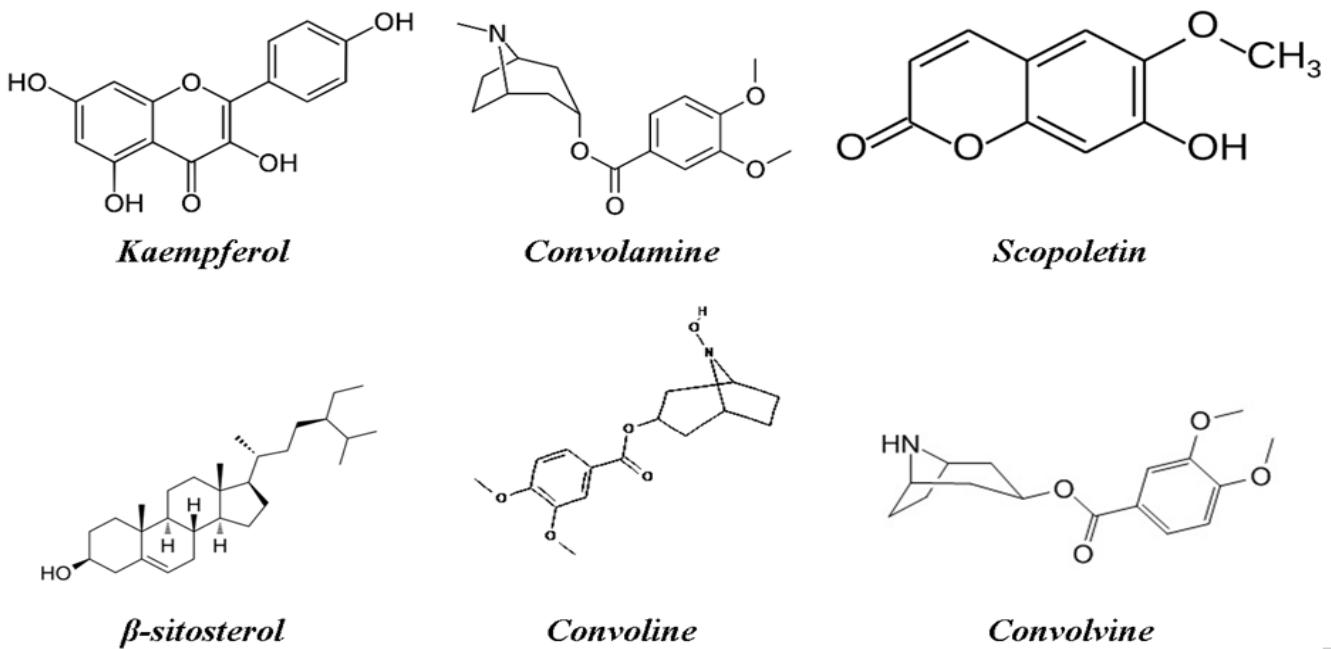


Fig. 2. Chemical structure of some important phytochemicals found in Shankhpushi (*Convolvulus prostratus* Forssk.).

neuroprotective activities.

An experiment in silico analysis of CP metabolites depicts that *scopoletin*, *4-hydroxycinnamic acid*, *kaempferol*, *quercetin* and *ayapanin* are the major bioactive compounds that target several neurological pathways viz. PI3K/Akt signaling pathway, the neurotrophin signaling pathway and the insulin signaling pathway with several other molecular targets viz. PTGS1, PTGS2, NOS3, INSR, HMOX1, ACHE, PPARG, MAOA, MAOB and TRKB (47). Rats treated with scopolamine were administered an oral extract of CP (150 mg/kg) that

reduced the increased protein and mRNA levels of tau and A $\beta$ PP levels followed by a reduction in A $\beta$  levels indicating the neuroprotective effects of CP (48). This reduction in the tau protein expression leads to amelioration in amyloid  $\beta$ -induced deficits in the instance of neurodegenerative disorders such as Alzheimer's disease (49). *Taraxerol*, extract from roots of CP, had an IC<sub>50</sub> at 20  $\mu$ M concentration against AngII-induced cardiac hypertrophy in H9c2 cells, indicating that it suggestively increased the cell viability (50).

In another study, combined and individually,



aqueous extracts of CP roots and scopolamine are proposed as potential inhibitors of acetylcholinesterase for their ability to regulate cognitive deficit (51). It suggested that the two active metabolites (*scopoletin* and *kaempferol*) were bound with Human AchE at both active as well as allosteric sites and exhibits inhibitory activity. Combined effects of CP and Omega (1)-3 fatty acid on learning and memory demonstrate more extraordinary significance as compared to alone and to the standard drug (donepezil). In this experiment, Wistar rats were orally administered with whole plant powder of CP and Omega (1)-3 fatty acid in a dose-dependent manner and showed significant memory enhancement (52).

### In vitro conservation studies

*Convolvulus prostratus* has no significant study in this particular field of research with only a few studies conducted on callus production and organogenesis. The whole plant is known to possess therapeutic properties and active metabolites involved in diverse ethnomedicinal usages. Every part of the herb can be evaluated for detection of certain metabolites and further biotechnological approaches could be implemented for the enhancement of the therapeutic properties.

An experiment was performed culturing leaf as explant on MS basal medium supplemented with different combinations of 2, 4-Dichlorophenoxyacetic acid (2, 4-D) (kinetin) to raise callus. In another research, CP was cultured on MS medium supplemented with 2,4-D, 6 Benzyl Adenine (BAP), Indole-3-Acetic Acid (IAA) and Kinetin (1 ppm each) (53). Methanolic extracts were prepared from leaf and stem callus raised by this procedure, when subjected to Swiss albino mice reflected potential anticonvulsant activity against standard drug phenytoin (16).

To establish the *in vitro* morphogenesis protocol of

*C. prostratus* shoot and leaf segments were used as explant for initiation of culture in MS medium. Different concentrations of BAP, 2,4-D and 1-Naphthaleneacetic acid (NAA) were used for initiation of culture. Leaf segments were found optimum for callus induction on MS medium augmented with 1mg/L 2,4-D and 3% sucrose. The obtained callus would be used for extraction, identification and purification of secondary metabolites found in this important medicinal plant (Fig. 3). Similar studies have also done on many medicinal plants like *Caralluma edulis*, *Ceropegia bulbosa*, *Glossonema varians*, *Stevia rebaudiana* etc (54-60).

### Toxicological activities

The herb has been evaluated for acute oral toxicity in albino Wistar rats with ethanolic and aqueous administration. The subject reflected no toxic effects or change in behavior up to the dose of 5000 mg/Kg (61). Likewise, the iron oxide nanoparticles when administrated up to the dose of 2000 mg/kg in Swiss albino mice, exhibited no sign of clinical toxicity (62).

### Conclusion

Shankhpushpi is used from ancient times in India as a memory booster and it has the well-known written documentation in Ayurveda. There are some valuable pharmaceutically active compounds found in the herb making it a competent source for novel drug manufacturing and pharmaceutical applications due to its various therapeutic properties. However, further research is needed to fully understand the mechanism of action and the dose-response relationship of these compounds. CP has great potential in the treatment of neurological disorders such as Alzheimer's disease and Parkinson's disease. Biotechnological approaches have the potential to improve the quality, consistency and availability of CP

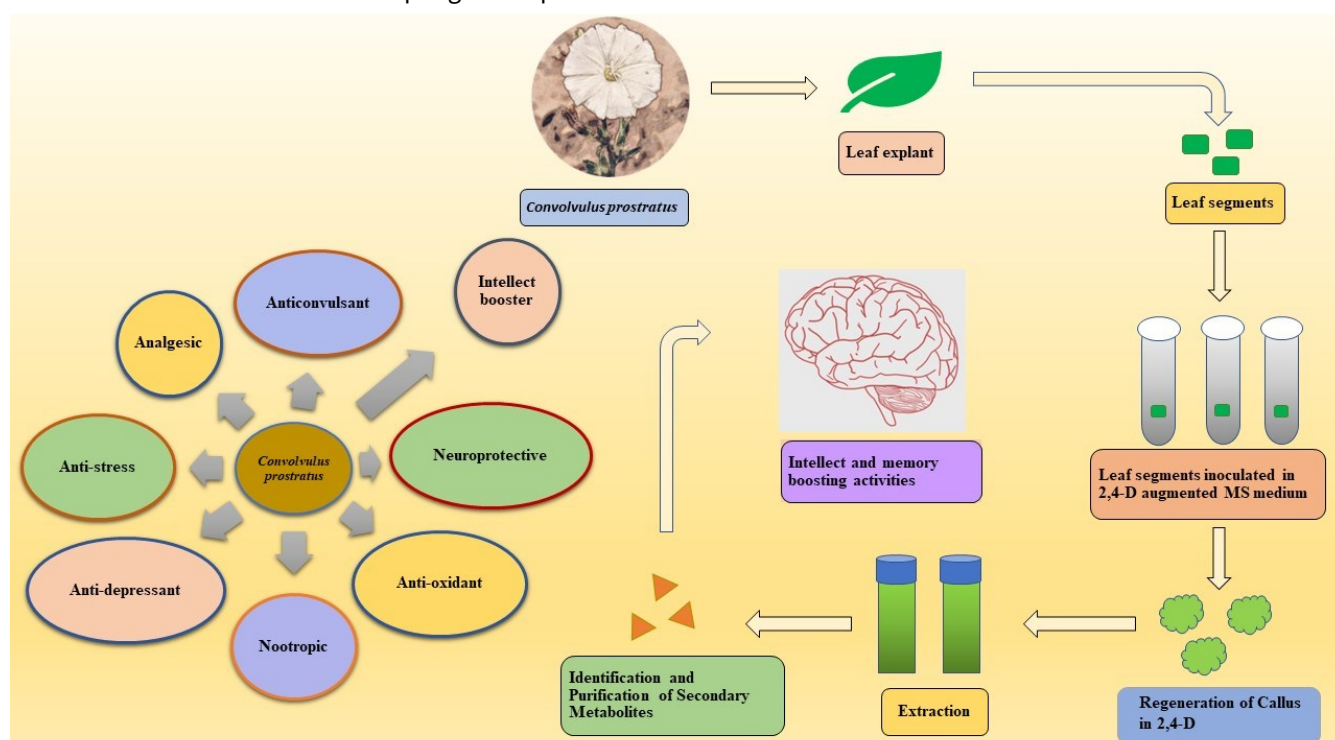


Fig. 3. Diagrammatic representation of *in vitro* production protocol of phytochemicals found in *C. prostratus* and their properties.

extracts for use as memory-enhancing supplements. There is limited information available on the phytochemical profile of CP, therefore, further studies and research are needed to determine the specific phytochemicals found in this herb.

### Acknowledgements

Gourav Chouhan is thankful to University Grants Commission, New Delhi for financial assistance through Junior Research Fellowship (NTA Ref. no. 211610029935).

### Authors contributions

GC and NS prepared the manuscript; SP and GSS did corrections in the manuscript.

### Compliance with ethical standards

**Conflict of interest:** Authors declare that they have no competing interests.

**Ethical issues:** None.

### References

- Semwal DK, Kumar A, Semwal RB, Andola HC. *Convolvulus prostratus*. Naturally Occurring Chemicals Against Alzheimer's Disease. Academic Press. 2021; pp.409-24. <https://doi.org/10.1016/B978-0-12-819212-2.00035-9>
- Venugopal R, Liu RH. Phytochemicals in diets for breast cancer prevention: The importance of resveratrol and ursolic acid. Food Science and Human Wellness. Amsterdam: Elsevier. 2012;1(1):1-3. <https://doi.org/10.1016/j.fshw.2012.12.001>
- Zou X, Liu S, Zou H, Zhou W, Fu H, Wei J et al. Inflammatory mechanisms of *Ginkgo biloba* extract in improving memory functions through lncRNA-COX2/NF- $\kappa$ B pathway in mice with status epilepticus. CNS Neuroscience and Therapeutics. 2023;1(1):471-82. <https://doi.org/10.1111/cns.14019>
- Sendri N, Bhandari P. *Bacopa monnieri*. In: herbs, spices and their roles in nutraceuticals and functional foods. Academic Press. 2023;111-31. <https://doi.org/10.1016/B978-0-323-90794-1.00005-3>
- More S, Pawar A. Brain targeted curcumin loaded turmeric oil microemulsion protects against trimethyltin induced neurodegeneration in adult zebrafish: A pharmacokinetic and pharmacodynamic insight. Pharmaceutical Research. 2023;1-3. <https://doi.org/10.1007/s11095-022-03467-9>
- Chen M, Russo-Neustadt A. Ashwagandha and its active ingredient, withanolide A, increase phosphorylation of TrkB in cultured hippocampal neurons. European Journal of Medicinal Plants. 2023;34(2):1-2. <https://doi.org/10.9734/ejmp/2023/v34i21120>
- Convolvulus prostratus* Forssk., FRLHT's ENVIS Centre on Medicinal Plants, Bangalore. Available from <http://envis.frlht.org/showmaps/6d5bbd81d73a3d8f1af7e716fa944383/5bc800c5a3d47db55b2de1735d234db3/bare>, accessed on November 10, 2022.
- Mishra SH, Sethiya NK. Review on ethnomedicinal uses and phytopharmacology of memory boosting herb '*Convolvulus pluricaulis*' Choisy. Australian Journal of Medical Herbalism. National Herbalists Association of Australia. 2010;1(1):19-25. <https://search.informit.org/doi/10.3316/informit.999106586203177>
- Convolvulus prostratus* Forssk., Plants of the World Online, Facilitated by Royal Botanic Gardens, Kew. <http://powo.science.kew.org/taxon/urn:lsid:ipni.org:names:266797-1>, accessed November 10, 2022.
- Schoch CL, et al. NCBI Taxonomy: a comprehensive update on curation, resources and tools. Database (Oxford). 2020. Available on <https://www.ncbi.nlm.nih.gov/Taxonomy/Browser/wwwtax.cgi?id=267599>, accessed on November 12, 2022. <https://doi.org/10.1093/database/baaa062>
- Malik J, Karan M, Vasisht K. Nootropic, anxiolytic and CNS-depressant studies on different plant sources of shankpushpi. Pharmaceutical Biology. Taylor & Francis Online. 2011;49(12):1234-42. <https://doi.org/10.3109/13880209.2011.584539>
- Ganie SH, Ali Z, Das S, Srivastava PS, Sharma MP. Genetic diversity and chemical profiling of different populations of *Convolvulus pluricaulis* (Convolvulaceae): An important herb of ayurvedic medicine. 3 Biotech. Springer Link. 2015;5(3):295-302. <https://doi.org/10.1007/s13205-014-0227-8>
- Watt G. Dictionary of the Economic Products of India. Reprinted edition. Periodical Expert: Delhi. 1972;Vol. VI (Pt. IV):83.
- Salehi B, Krochmal-Marczak B, Skiba D, Patra JK, Das SK, Das G et al. *Convolvulus* plant—A comprehensive review from phytochemical composition to pharmacy. Phytotherapy Research. Wiley Online Library. 2020;34(2):315-28. <https://doi.org/10.1002/ptr.6540>
- Balkrishna A, Thakur P, Varshney A. Phytochemical profile, pharmacological attributes and medicinal properties of *Convolvulus prostratus* - A cognitive enhancer herb for the management of neurodegenerative etiologies. Frontiers in Pharmacology. 2020;3(11):171. <https://doi.org/10.3389/fphar.2020.00171>
- Ahmad S, Zafar RU, Shahid M. Anticonvulsant potential of callus cultures of *Convolvulus microphyllus* Sieb. Advances in Traditional Medicine. Korea Science. 2007;7(1):46-50. <https://doi.org/10.3742/OPEM.2007.7.1.046>
- Dhuna K, Dhuna V, Bhatia G, Singh J, Kamboj SS. Neuroprotective effect of *Convolvulus pluricaulis* methanol extract on hydrogen peroxide induced oxidative stress in human IMR32 neuroblastoma cell line. Br Biotechnol J. 2012;2(4): 192-210. <https://doi.org/10.9734/BBJ/2012/1655>
- Satyavati GV, Raina MK, Sharma M. Medicinal Plants of India. Indian Council of Medical Research. 1987;Vol. 2.
- Bhowmik D, Kumar KS, Paswan S, Srivastava S, Yadav A, Dutta A. Traditional Indian herbs *Convolvulus pluricaulis* and its medicinal importance. J Pharmacogn Phytochem. Academia. 2012;1;1(1):44-51.
- Bhalerao SA, Verma DR, Teli NC, Trikanad AA. Ethnobotany, phytochemistry and pharmacology of *Convolvulus pluricaulis* Choisy. Res J Pharm Biol Chem Sci. 2014; 5:629-36.
- Chaudhary RD. Herbal drug industry. Delhi, India: Eastern Publisher. 1996.
- Khare CP. Encyclopedia of Indian Medicinal Plants: Rational Western Therapy, Ayurvedic and Other Traditional Usage, Botany. Springer. 2004.
- Kumar V. Potential medicinal plants for CNS disorders: An overview. Phytotherapy Research: An International Journal Devoted to Pharmacological and Toxicological Evaluation of Natural Product Derivatives. Wiley Online Library. 2006;20(12):1023-35. <https://doi.org/10.1002/ptr.1970>
- Verma S, Sinha R, Kumar P, Amin F, Jain J, Tanwar S. Study of *Convolvulus pluricaulis* for antioxidant and anticonvulsant

- activity. *Central Nervous System Agents in Medicinal Chemistry*. 2012;1;12(1):55-59. <https://doi.org/10.2174/187152412800229161>
25. Pancholi B, Gautam M. Antimicrobial and antioxidant potentials of callus cultures of *Convolvulus microphyllus* Sieb. ex Spreng. *Journal of Medicinal Herbs*. 2022; 13(1):27-36. <https://doi.org/10.30495/MEDHERB.2022.691714>
  26. Gogte VM. *Ayurvedic pharmacology and therapeutic uses of medicinal plants*. Pune, India: Chaukhamba Sanskrit Sansthan. 2012.
  27. Adams M, Gmünder F, Hamburger M. Plants traditionally used in age related brain disorders-A survey of ethnobotanical literature. *Journal of Ethnopharmacology*. Elsevier. 2007;25;113(3):363-81. <https://doi.org/10.1016/j.jep.2007.07.016>
  28. Rifai-Al et al. Antibacterial, antioxidant activity of ethanolic plant extracts of some *Convolvulus* species and their DART-ToF-MS profiling. Evidence-based complementary and alternative medicine: eCAM. 2017. <https://doi.org/10.1155/2017/5694305>
  29. El-Askary HI, Abou-Hussein DR, Shehab NG, Sleem AA. Bioactive caffeoylquinic acid derivatives from *Convolvulus hystrix* Vahl. *Bull Fac Pharm Cairo Univ*. 2006. 44(3):1. [https://www.researchgate.net/profile/Hesham-El-Askary-2/publication/265601272\\_Bioactive\\_Caffeoyl](https://www.researchgate.net/profile/Hesham-El-Askary-2/publication/265601272_Bioactive_Caffeoyl)
  30. Dehghan H, Sarrafi Y, Salehi P. Chemical composition of the essential oil of *Convolvulus persicus* L. *Journal of Essential Oil Bearing Plants*. Taylor and Francis. 2015;18(3):592-95. <https://doi.org/10.1080/0972060X.2014.986539>
  31. Kaur M, Kalia A. *Convolvulus arvensis*: A useful weed. *Int J Pharm Pharm Sci. Academic Sciences*. 2012;4(1):38-40.
  32. Chen GT, Lu Y, Yang M, Li JL, Fan BY. Medicinal uses, pharmacology and phytochemistry of Convolvulaceae plants with central nervous system efficacies: A systematic review. *Phytotherapy Research*. Wiley Online Library. 2018;32(5):823-64. <https://doi.org/10.1002/ptr.6031>
  33. Basu NK, Dandiya PC. Chemical investigation of *Convolvulus pluricaulis* Chois. *Journal of the American Pharmaceutical Association*. Wiley Online Library. 1948; 37(1):27-28. <https://doi.org/10.1002/jps.3030370108>
  34. Saroya AS, Singh J. *Phytopharmacology of Indian Nootropic Convolvulus pluricaulis*. *Pharmacotherapeutic Potential of Natural Products in Neurological Disorders*. Springer. 2018; pp. 141-44. [https://doi.org/10.1007/978-981-13-0289-3\\_13](https://doi.org/10.1007/978-981-13-0289-3_13)
  35. Jin X, Nguyen D, Zhang WW, Kyritsis AP, Roth JA. Cell cycle arrest and inhibition of tumor cell proliferation by the p16 INK4 gene mediated by an adenovirus vector. *American Association for Cancer Research*. 1995;55(15):3250-53. <https://aacrjournals.org/cancerres/article/55/15/3250/501303/Cell-Cycle-Arrest-and-Inhibition-of-Tumor-Cell>
  36. Braig M, Lee S, Loddenkemper C, Rudolph C, Peters AH, Schlegelberger B et al. Oncogene-induced senescence as an initial barrier in lymphoma development. *Nature*. 2005;436(7051):660-65. <https://doi.org/10.1038/nature03841>
  37. Chen C, Kong AN. Dietary cancer-chemopreventive compounds: from signaling and gene expression to pharmacological effects. *Trends in Pharmacological Sciences*. Elsevier. 2005;26(6):318-26. <https://doi.org/10.1016/j.tips.2005.04.004>
  38. Niering P, Michels G, Wätjen W, Ohler S, Steffan B, Chovolou Y, Kampkötter A, Proksch P, Kahl R. Protective and detrimental effects of kaempferol in rat H4IIE cells: implication of oxidative stress and apoptosis. *Toxicology and Applied Pharmacology*. Elsevier. 2005;209(2):114-22. <https://doi.org/10.1016/j.taap.2005.04.004>
  39. Gapparov AM, Okhunov II, Aripova SF, Nabiev A, Khuzhaev VU. Derivatives of the alkaloid convolvine and their pharmacological activity. *Chemistry of Natural Compounds*. Springer Link. 2011;47(4):608-11. <https://doi.org/10.1007/s10600-011-0007-1>
  40. Sun H, Wang L, Zhang B, Ma J, Hettenhausen C, Cao G et al. Scopoletin is a phytoalexin against *Alternaria alternata* in wild tobacco dependent on jasmonate signalling. *Journal of Experimental Botany*. Oxford Academic. 2014; 65(15):4305-15. <https://doi.org/10.1093/jxb/eru203>
  41. Nam H, Kim MM. Scopoletin has a potential activity for anti-aging via autophagy in human lung fibroblasts. *Phytomedicine*. Elsevier. 2015;22(3):362-68. <https://doi.org/10.1016/j.phymed.2015.01.004>
  42. Gupta MB, Nath R, Srivastava N, Shanker K, Kishor K, Bhargava KP. Anti-inflammatory and antipyretic activities of  $\beta$ -sitosterol. *Planta Medica*. Thieme. 1980;39(6):157-63. <https://doi.org/10.1055/s-2008-1074919>
  43. Park C, Moon DO, Rhu CH, Choi BT, Lee WH, Kim GY, Choi YH.  $\beta$ -Sitosterol induces anti-proliferation and apoptosis in human leukemic U937 cells through activation of caspase-3 and induction of Bax/Bcl-2 ratio. *Biological and Pharmaceutical Bulletin*. J-Stage. 2007;30(7):1317-23. <https://doi.org/10.1248/bpb.30.1317>
  44. Dubey SK, Singhvi G, Krishna KV, Agnihotri T, Saha RN, Gupta G. Herbal medicines in neurodegenerative disorders: an evolutionary approach through novel drug delivery system. *Journal of Environmental Pathology, Toxicology and Oncology*. Begell. 2018;37(3). <https://doi.org/10.1615/JEnvironPatholToxicolOncol.2018027246>
  45. Mirzaev YR, Aripova SF. Neuro- and psychopharmacological investigation of the alkaloids convolvine and atropine. *Chemistry of natural compounds*. Springer. 1998; 34(1):56-58. <https://doi.org/10.1007/BF02249687>
  46. Tseomashko NE, Terent'eva EO, Kodirova DB, Okhunov II, Aripova SF, Khashimova ZS, Azimova SS. Synthesis of convolinine and cytotoxic activity of alkaloids of the genus *Convolvulus* and their derivatives. *Chemistry of Natural Compounds*. Springer. 2013;48(6):1039-41. <https://doi.org/10.1007/s10600-013-0459-6>
  47. Hannan M, Sultana A, Rahman M, Al Mamun Sohag A, Dash R, Uddin MJ, Hossen MJ, Moon IS. Protective mechanisms of nootropic herb Shankhpushpi (*Convolvulus pluricaulis*) against dementia: Network Pharmacology and Computational Approach. *Evidence-Based Complementary and Alternative Medicine*. 2022. <https://doi.org/10.1155/2022/1015310>
  48. Bihagi S, Singh A, Tiwari M. Supplementation of *Convolvulus pluricaulis* attenuates scopolamine-induced increased tau and Amyloid precursor protein (A $\beta$ PP) expression in rat brain. *Indian Journal of Pharmacology*. 2012;44(5):593-98. <https://doi.org/10.4103/0253-7613.100383>
  49. Vossel KA, Zhang K, Brodbeck J, Daub AC, Sharma P, Finkbeiner S, Cui B, Mucke L. Tau reduction prevents A $\beta$ -induced defects in axonal transport. *Science*. 2010. 330(6001):198. <https://doi.org/10.1126/science.1194653>
  50. Somarathinam K, Gunalan S, Sailapathi A, Pannerselvam B, Mohanasundari M, Balaraman AK, Kothandan G. Antihypertensive effects of pentacyclic triterpenoid from *Convolvulus pluricaulis* and its plausible mechanism of action hypothesizing its selectivity targeting Mineralocorticoid receptor of RAAS. *Phytomedicine Plus*. 2023. <https://doi.org/10.1016/j.phyplu.2023.100408>
  51. Karunakaran KB, Thiyagaraj A, Santhakumar K. Novel insights on acetylcholinesterase inhibition by *Convolvulus pluricaulis*, scopolamine and their combination in zebrafish.

- Natural Products and Bioprospecting. 2022;12(1):6. <https://doi.org/10.1007/s13659-022-00332-5>
52. Nath R, Pal R, Kumar R, Singh PK, Dixit RK, Sachan AK. Effect of *Convolvulus pluricaulis* and Omega-3 Fatty Acid alone and in Combination on Learning and Memory. Journal of Clinical and Diagnostic Research. 2022;16(1). <https://doi.org/10.7860/JCDR/2022/50694.15840>
  53. Singh SK, Rathod Z, Saxena OP. Plantlet Regeneration from Leaf Explant of *Convolvulus pluricaulis* VIA Somatic Embryogenesis. The Journal of Indian Botanical Society. 2012;91(4):404-06.
  54. Parihar S. *Caralluma edulis*: an endemic, edible, medicinal and threatened plant species of Indian Thar Desert. Biotech Today: An International Journal of Biological Sciences. 2016;6(1):37-40. <https://doi.org/10.5958/2322-0996.2016.00005.3>
  55. Parihar S. *In vitro* conservation protocol of *Ceropegia bulbosa*: An important medicinal and threatened plant species of Western Rajasthan. Plant Science Today. 2017;4(1):21-27. <https://doi.org/10.14719/pst.2017.4.1.271>
  56. Parihar S. *In vitro* biochemical characterization of *Caralluma edulis* (Edgew.) Benth. and Hook. f. and *Caralluma adscendens* (Roxb.) R. Br.: Medicinally potent Indian plant species. Vegetos. Springer. 2018;31:142-46. <https://doi.org/10.5958/2229-4473.2018.00044.7>
  57. Parihar S. Protein profiling of regenerative and non regenerative callus cultures of *Glossonema varians*: A rare, endemic and edible plant of Indian Thar Desert. Vegetos. Springer. 2020;33(3):385-89. <https://doi.org/10.1007/s42535-020-00120-x>
  58. Parihar S. *In vitro* regeneration of *Carallumaa talagmifera* var. *stalagmifera* through LCT and *ex vitro* rooting: a cost effective approach for conservation of succulents. Vegetos. 2023. <https://doi.org/10.1007/s42535-023-00567-8>
  59. Mathur S, Bulchandani N, Parihar S, Shekhawat GS. Critical review on steviol glycosides: Pharmacological, toxicological and therapeutic aspects of high potency zero caloric sweetener. Int J Pharmacol. Academia. 2017;13(7):916-28. <https://doi.org/10.3923/ijp.2017.916.928>
  60. Parihar S, Dwivedi NK. Comprehensive analysis of liquid and semisolid culture system for *in vitro* propagation and conservation of *Caralluma edulis*: an appetite suppressant medicinal succulent of the Indian Thar desert. Plant Cell Biotechnology and Molecular Biology. 2019;23:1020-31.
  61. Parihar S, Dwivedi NK. A note on an important edible, rare and the famine food plant of Indian Thar Desert: *Glossonema varians* (Stocks) Benth. ex Hook. f. Genetic Resources and Crop Evolution. Springer Link. 2020;67(7):1929-34. <https://doi.org/10.1007/s10722-020-00995-4>
  62. Agarwal P, Sharma B, Alok S. Screening of anti-inflammatory and anti analgesic activity of *Convolvulus pluricaulis* Choisy. International Journal of Pharmaceutical Sciences and Research. 2014;5(6):2458. [http://dx.doi.org/103040/IJPSR/0975-8232.5\(6\).2458-63](http://dx.doi.org/103040/IJPSR/0975-8232.5(6).2458-63)
  63. Ravichandra VD, Ramesh C, Sridhar KA. Hepatoprotective potentials of aqueous extract of *Convolvulus pluricaulis* against thioacetamide induced liver damage in rats. Biomedicine and Aging Pathology. Elsevier. 2013 Jul 1;3(3):131-35. <https://doi.org/10.1016/j.biomag.2013.06.005>