



REVIEW ARTICLE

Eco-designing of nano-materials to enhance crop productivity and improve soil remediation

Pranav Anil Patil¹, Rajeev Kumar Gupta^{1*}, Sreethu S¹ & Shaifali²

¹Department of Agronomy, School of Agriculture, Lovely Professional University, Punjab -144411, India

²Department of Horticulture, Lovely Professional University, Punjab, 144411, India

*Email: rajeev.30662@lpu.co.in



ARTICLE HISTORY

Received: 13 March 2024

Accepted: 09 July 2024

Available online

Version 1.0 : 10 August 2024



Additional information

Peer review: Publisher thanks Sectional Editor and the other anonymous reviewers for their contribution to the peer review of this work.

Reprints & permissions information is available at https://horizonepublishing.com/journals/index.php/PST/open_access_policy

Publisher's Note: Horizon e-Publishing Group remains neutral with regard to jurisdictional claims in published maps and institutional affiliations.

Indexing: Plant Science Today, published by Horizon e-Publishing Group, is covered by Scopus, Web of Science, BIOSIS Previews, Clarivate Analytics, NAAS, UGC Care, etc See https://horizonepublishing.com/journals/index.php/PST/indexing_abstracting

Copyright: © The Author(s). This is an open-access article distributed under the terms of the Creative Commons Attribution License, which permits unrestricted use, distribution and reproduction in any medium, provided the original author and source are credited (<https://creativecommons.org/licenses/by/4.0/>)

CITE THIS ARTICLE

Patil PA, Gupta RK, Sreethu S, Shaifali. Eco-designing of nano-materials to enhance crop productivity and improve soil remediation. Plant Science Today (Early Access). <https://doi.org/10.14719/pst.3536>

Abstract

The advent of climate change has presented unprecedented challenges to global agricultural systems. Advanced nano-engineering is a valuable tool for promoting sustainability and enhancing crop productivity to ensure food security. Nanotechnology, in particular, is a technology that can be beneficial for crop production. It can minimize losses in resources, improve the targeted and controlled delivery of fertilizers or agrochemicals based on specific needs, prolong the effectiveness of agrochemicals, and reduce recommended dosages and associated losses to boost agricultural productivity. Additionally, nanotechnology's unique characteristics of high reactivity, selectivity, and versatility make it highly promising for addressing complex issues and developing innovative approaches for soil remediation. Nano-particles enhance growth, expedite crop maturation, and enhance a plant's resilience to stress, becoming valuable instruments in regions susceptible to drought and flooding. In addition, they possess the ability to eliminate toxic contaminants, specifically heavy metals and pesticide residues. Nano-particles have a reduced long-term impact on the environment, humans, and plants compared to normal agrochemicals. This review will be highly valuable for future researchers as they strive to understand and harness the potential of nano-materials for enhancing food security and promoting sustainable agriculture.

Keywords

Food security; nanotechnology; crop yield; soil remediation; sustainability

Introduction

A wide range of hazardous substances, including pesticides, pharmaceuticals, personal care products, antibiotics, hormones, organic compounds, nano-compounds, endocrine disruptors, steroids, surfactants and their byproducts, industrial additives, and heavy metals, have built up in different environmental systems due to widespread industrialization, urbanization, and modern agricultural practices (1,2). Pollutant accumulation in different ecosystems can occur due to human activities such as healthcare, industrial operations, electricity generation facilities, oil refineries, mining, inadequate waste management, agriculture, and domestic practices. The concentration of pollutants might vary from 1 µg/kg to 10 mg/kg (3). Scientific and regulatory bodies worldwide are concerned about the significant rise of these pollutants in the environment due to the severe and long-lasting health risks they pose to humans. To efficiently clean polluted surroundings, several physicochemical and biological methods have been developed, such as adsorption, advanced

oxidation techniques, sonocatalysis, nano-filtration/reverse osmosis, and bioremediation (4).

In recent times, several researchers have directed their attention toward utilizing nano-substances to develop more efficient methods for remediation (5, 6). The distinctive physical properties of nano-materials, including their favourable surface-to-volume ratio, enhanced reactivity, surface chemistry modification capabilities, reduced intra-particle diffusion distance, superior contaminant removal efficiency, stability, and potential for reusability and recycling, have recently made nano-biotechnology a subject of significant interest for environmental applications (7). Eco designing is a design strategy based on ecological principles suggested to facilitate the creation of novel engineered nano-materials, including those used for environmental purposes. This method aims to achieve a balance between the effectiveness of these engineered nano-materials and the absence of any harm to marine species and humans. Hence, this article provides a critical analysis of both the consequences and potential scenarios for ecologically safe future uses of nano-materials. Specifically, it explores creative ecosafe nano-based technologies for monitoring and mitigating the presence and hazards posed by legacy contaminants in the environment (8).

Applying nanotechnology to enhance agricultural productivity

Nanotechnology is believed to offer potential solutions to various problems in agriculture. Consequently, a unique and innovative approach to farming has been developed, utilizing this technology, to increase agricultural productivity (9, 10). Nanotechnology enhances crop yields through the use of various delivery agents, such as nano-pesticides, nano-fertilizers, nano-fungicides, nano-

herbicides, and nano-sensors. These agents are employed for tasks such as detecting crop diseases, genetically modifying plants, monitoring the health of plants and animals, and managing post-harvest production (10) (Fig. 1). In addition, the advancement of nanotechnology has offered potential solutions for precision agriculture, which is currently facing numerous unprecedented challenges such as reduced crop productivity due to biotic and abiotic stresses like nutrient deficiency and environmental pollution (11). Nanotechnology also provides advanced solutions to an expanding range of environmental issues. The development of nano-sensors presents numerous possibilities for monitoring environmental stress and enhancing plants' resistance to disease (12). Hence, there is significant potential for extensive societal and fair advantages resulting from continuous progress in nanotechnology, specifically in terms of identifying issues and adopting collaborative strategies to achieve sustainable agricultural development. Nano-materials possess diverse applications and are commonly known as "intelligent delivery systems". They exhibit unique characteristics such as a high surface-area-to-volume ratio, which enhances their ability for retention, and unquestionably a size that enables easy cellular entry. The various effects of nano-formulations on ecology and plant physiology are depicted in Fig. 2 and Table 1.

Research findings indicate that nano-materials have the potential to enhance crop yield by augmenting various aspects of plant growth and development, including seed germination, seedling growth, plant photosynthesis, nitrogen metabolism, carbohydrate synthesis, and protein synthesis. Use of single-walled carbon nano-tubes enhanced the seed germination, improved seedling growth in barley, rice, maize soybean and tomato (13). The germination performance can be influenced by the

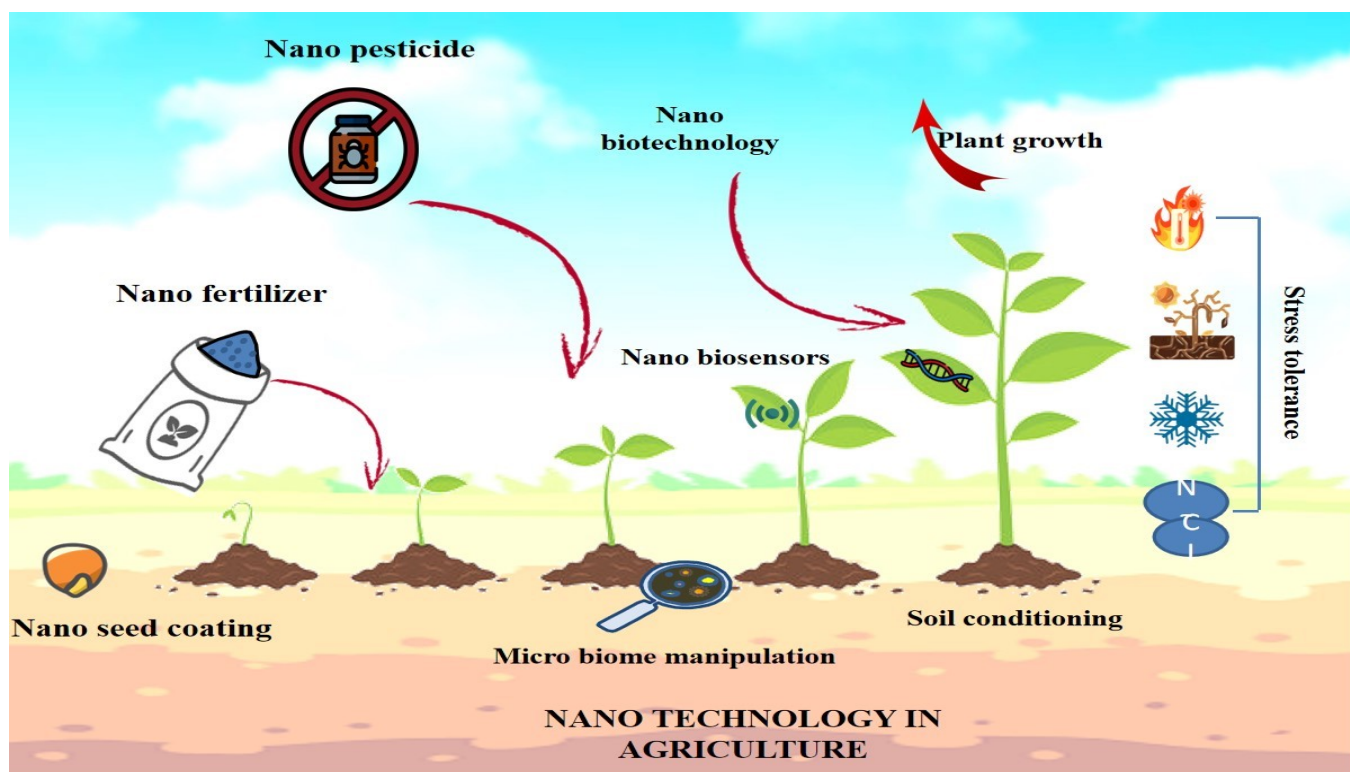


Fig. 1. Application of nanotechnology in the field of agriculture.

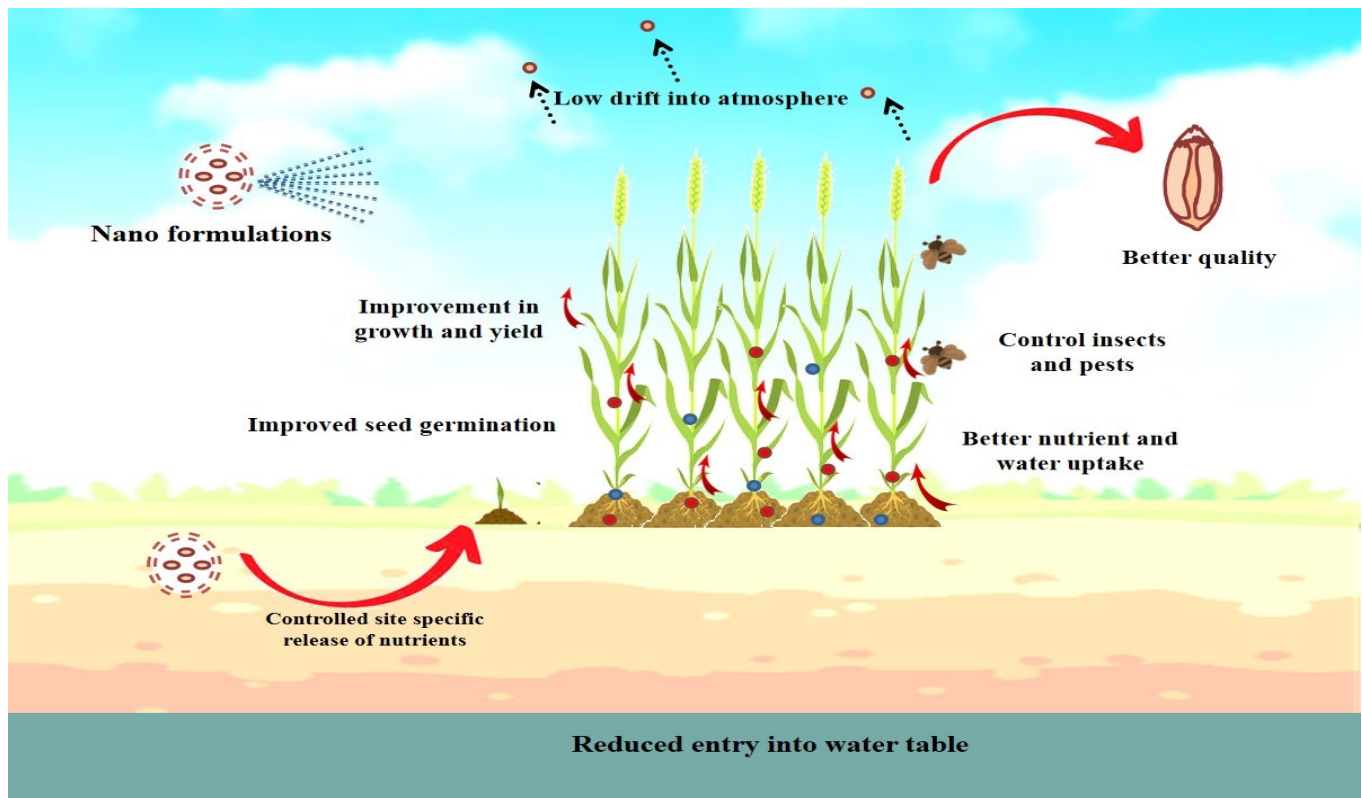


Fig. 2. Effect of nano formulation application and its impact.

Table 1. Impact of nanoparticle treatment on crop physiology.

Nanoparticles (NP)/ Nano-fertilizers	Crop	Active dose	Effects	References
Nano selenium	<i>Lycopersicon esculentum</i>	100 mg L ⁻¹	Increased soluble solids content, improved fruit yield and quality, and activation of antioxidant enzymes (CAT, POX)	(73)
Nano gypsum	<i>Amaranthus</i> sps.	240 kg/ha	Increased growth in soil that is saline-sodic	(74)
Nano phosphorus	<i>Trigonella foenum-graecum</i>	0.1 g L ⁻¹	Improved resistance to drought stress, improved plant development and yield, improved water efficiency, osmoregulatory substances, soluble sugars and proline, and antioxidant enzyme activation	(75)
Feo NPs	<i>Lactuca sativa</i>	1–5 ppm	Greater elongation of the seedling roots	(76)
ZnO-NPs	<i>Sorghum bicolor</i>	1, 3, & 5 mg/kg	In contrast to drought conditions, ZnO-NMs (5 mg kg ⁻¹) increased grain N translocation and returned total N levels to normal. Drought inhibited grain P translocation but enhanced phosphorus absorption by shoots. ZnO-NMs, however, reduced total P acquisition during drought stress	(77)
Engineered carbon NPs (CNPs)	<i>Vigna radiata</i>	25–200 μmol L ⁻¹	By increasing the amount of protein, plant biomass, and total chlorophyll in <i>V. radiata</i> , CNPs boosted growth	(78)
ZnO-NPs	<i>Triticum aestivum</i>	20 mg/L	Improved grain yield and biomass accumulation	(79)
ZnO nano fertilizer	<i>Zea mays</i>	40, 80, 120 and 160 mg/kg	Enhanced plant growth, photosynthetic pigment and improved anti-oxidant activity	(80)
*CS-TPP-NPKS	<i>Zea mays</i>	CS (0.125, 0.25, 0.5 & 1%) and NPKS fertilizer (20, 40 & 80 mg/kg)	Improved plant height, number of leaves, chlorophyll content, and nutrient uptake	(81)
Al ₂ O ₃ NPs	<i>Solanum lycopersicum</i>	400 mg/L	Fusarium rot was successfully controlled	(82)
Nano nitrogen, phosphorus and potassium	<i>Oryza sativa</i>	-	Improved grain yield, milled rice yield and quality	(83)
AgNPs	<i>Triticum aestivum</i>	50 mg/L and 75 mg/L	Increased tolerance against heat stress and improved growth (root length & shoot length) and yield	(84)
Biochar NPs	<i>Oryza sativa</i> , <i>Lycopersicon esculentum</i>	0.5, 5 and 50 mg/L	Increased seed germination and seedling growth	(85)
Multi-walled carbon nanotubes	<i>Triticum aestivum</i>	70, 80, and 90 μg/mL	Increased germination rate, growth and yield	(86)
CS guar NPs	<i>Oryza sativa</i>	0.05, 0.1, and 0.2%	Improved seed germination and seedling growth and tolerance towards blast disease	(87)
CS ZnO nanoparticles	<i>Oryza sativa</i>	-	Improved plant growth, germination percentage and seed vigour index	(88)

CS- chitosan and TPP- tripolyphosphate

concentration of the nanoparticle suspension. Smaller size of nano particles leads to an increase in the area of contact between SiNPs and seeds of tomato, resulting in the expansion of the hydrophilic space around the seeds and improving the process of imbibition. This, in turn, promotes early germination (14).

The progress in nanotechnology has opened up possibilities to circumvent the constraints of traditional approaches. Nanoparticles (NPs) show great potential for the species-independent passive transport of DNA, RNA, and proteins. Nanotechnology is being utilized to enhance the growth of genetically modified organisms (GMOs) by employing NPs as nanocarriers. These NPs form a binding complex with biomodifier molecules, such as the CRISPR/Cas system, and facilitate their distribution into plant cells (15). Nanomaterial engineering has become a state-of-the-art technique for the development of crops in sustainable agricultural systems. Nano-devices and nano-materials (NMs) have the potential to mitigate the impact of substantial pressures on food and energy generation, while optimizing the utilization of scarce resources such as water and nutrients.

Nano-fertilizers: An efficient method for delivering balanced crop nutrition

To improve crop yield and soil fertility, it is typically necessary to supply essential nutrients (16). Accurate fertilizer management is a vital necessity for the development of sustainable agriculture. Nano-fertilizers deliver nutrients in a regulated manner when subjected to different stimuli, such as heat, moisture, and other non-living factors. Nano-fertilizers are created using various chemical, physical, mechanical, or biological processes. They can be modified versions of bulk fertilizer ingredients, traditional fertilizers, or plant derivatives derived from different parts of plants. Nano-fertilizers are engineered to enhance efficiency compared to traditional fertilizers by delivering readily available elements with low bioavailability, such as phosphorus and zinc, while minimizing the leaching of mobile nutrients, such as nitrate, into the soil (17). Nano-fertilizers can be categorized into two types: nano-materials that function as nutrients themselves composed of either macro or micronutrients, and nano-materials that serve as transporters of macronutrients, containing loaded nutrients or improved fertilizers. The purpose of nano-fertilizers is to improve soil fertility, increase agricultural productivity, and enhance the quality of agricultural output. Nano-particles, due to their smaller size, can penetrate plant surfaces more effectively than the pores in plant roots and leaves, resulting in increased nutrient uptake and efficiency. Numerous studies have shown that nano-fertilizers have positive effects on crop growth, yield, and quality, ultimately leading to higher crop yields and improved quality for human and animal consumption. Nano-materials are mostly used to encapsulate nutrients to produce nano-fertilizers. Both top-down and bottom-up strategies are employed to generate the first nano-materials, utilizing physical and chemical approaches, respectively. The specific nutrients are transported in the

form of particles or emulsions with nano-scale dimensions. This is true for cationic nutrients. For anionic nutrients, they are provided after undergoing surface modification (11, 18). Multiple researches have indicated that nano-enabled fertilizers had the capacity to enhance the efficiency of nutrient transportation to plants.

Engineered nano-materials possess a large surface area and the ability to penetrate, which gives them the potential to be more effective in terms of nutrient use compared to traditional fertilizers. Regarding this matter, the regulated or gradual release of macro nutrients, such as nitrogen (N), has been accomplished using substances like nano-enabled urea-coated zeolite chips and urea-modified hydroxyapatite (19). According to reports, when wheat plants were exposed to a composite of NPK-nanochitosan at concentrations of 10-100 mg L⁻¹, made by the polymerization of methacrylic acid and chitosan their lifetime was dramatically reduced by 40 days. Additionally, the grain production increased by 51% and 56% compared to the control group and conventional NPK, respectively (20).

Nano-material synthesis

There are three ways, namely physical, chemical, and biological, used to manufacture nano-particles (Fig. 3). Currently, chemical and physical techniques are the primary approaches for producing nano-materials on a wide scale. However, these procedures have detrimental impacts on the environment and human health, require significant energy consumption, and are costly. The utilization of green synthesis techniques for the production of nano-particles is a highly promising and ecologically sound method to create materials that possess distinctive characteristics. Herbs, bacteria, fungi, and agricultural waste are employed as natural reagents in the green synthesis of nano-materials, replacing harmful chemicals and minimizing the carbon emissions associated with the synthesis procedure. Microorganisms have the ability to use reductase enzymes to convert metallic salts into nanomaterials. In recent years; there has been an increasing interest in green synthesis for the study and advancement of nanomaterials (NMs) as a way to tackle the environmental sustainability issues associated with traditional methods. The main objective of green synthesis of NMs is to manufacture NMs while mitigating the environmental issues caused by human activities and minimizing the adverse effects of known pollutants. Green synthesis of NMs is considered environmentally friendly and safe in comparison to traditional approaches. This is because it involves the utilization of biological components in the synthesis process, resulting in the production of biocompatible products without the need for hazardous chemicals. Consequently, scientists have directed their attention towards the environmentally friendly production of NMs, with particular emphasis on cerium oxide (CeO₂), copper (Cu), manganese (Mn), zinc oxide (ZnO), gold (Au), and silver nanoparticles (Ag).

The physical methods used include ion sputtering scattering, arc discharge method, laser ablation,

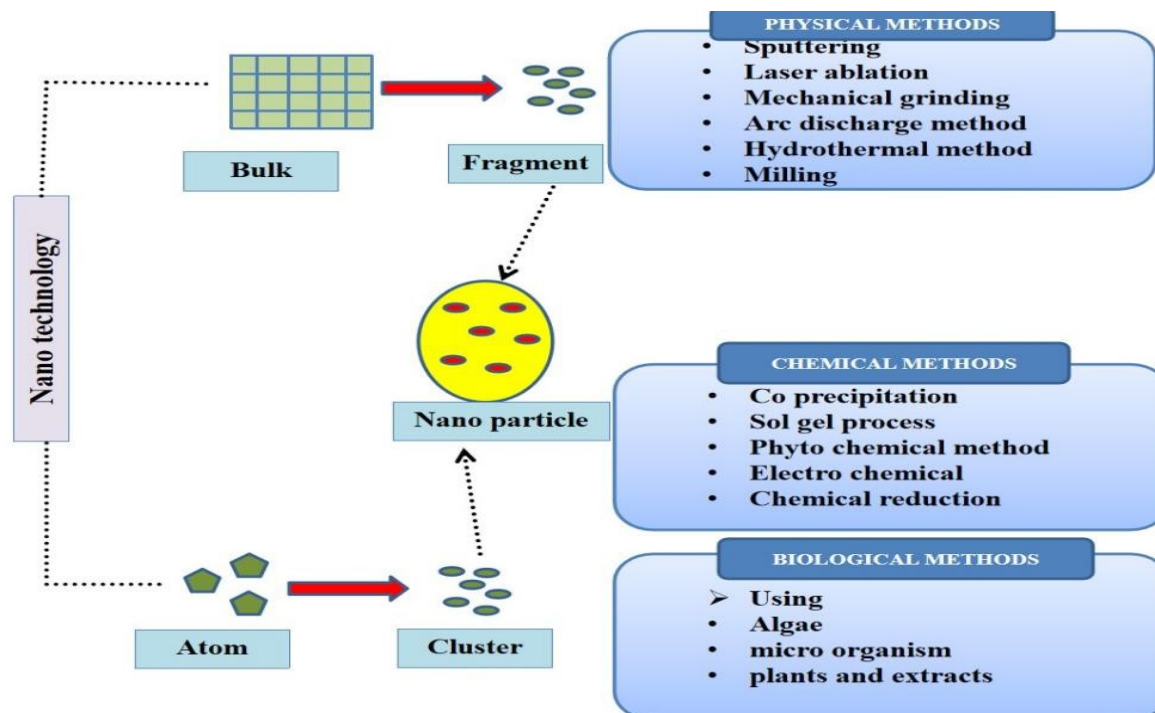


Fig. 3. Various synthetic methods available for the production of metal nanoparticles.

hydrothermal method, ion implantation, spray pyrolysis, and mechanical grinding. Co-precipitation, pyrolysis, sol-gel process, phytochemical method, electrochemical, chemical reduction, and hydrothermal synthesis are examples of chemical procedures. Nano-particles can be synthesized using a biological approach by utilizing enzymes and agricultural waste, such as grain husk, to extract substances from plants, bacteria, fungi, algae, and cyanobacteria (21, 22). In addition, the synthesis of nano-particles may be summarized using two methods: top-down and bottom-up (23, 24). Top-down approaches include the partitioning of bigger, more substantial substances into smaller, more easily handled molecules. Top-down approaches encompass micro-fabrication methods that entail the manipulation of nano-particles by cutting, grinding, and moulding processes to get the desired shape (25). The bottom-up technique involves the gradual construction of a material by adding atoms or molecules one by one through processes such as aggregation, deposition, or self-assembly. To limit their size to the nano-range, the nano-particles produced using the bottom-up method need to be stabilized with a capping agent or stabilizer (26).

Applying nanotechnology for soil remediation

The process of soil degradation and contamination has been expedited as a result of heightened industrialization and excessive urbanization (27). Different remediation techniques are available based on the type and concentration of pollutants in soil and other areas. These methods include bio-remediation using microorganisms, phytoremediation using plants, nano-remediation, nano-bioremediation, and nano-phytoremediation, which involve the use of plants and nano-materials (28). Soil remediation often involves the use of in situ approaches. In the past, microorganisms and crops have been used to remove heavy metals from contaminated soils through biosorption and bioaccumulation. Recent evidence

indicates that the use of nano-particles (NPs) in the remediation of heavy metals (HMs) has shown remarkable outcomes (29). Positive results have been seen when NPs are utilized together with microorganisms, either sequentially or simultaneously (30). Carbon-based and non-carbon-based nano-particles, as well as metallic and magnetic nano-particles, have commonly been utilized in the treatment of soil contaminated with heavy metals. Extensive research has been conducted on carbon nano-tubes (CNTs) and nano-zero-valent iron for their potential in soil remediation (6, 31, 32). The effectiveness of CNTs in removing heavy metals is influenced by various factors, including the rate of CNTs application, contact time, presence of organic matter, silt and clay content, pH, and temperature of the surrounding environment. It was found that a significant proportion of Cd^{2+} is eliminated at a pH of 3.0 (33), while (34) reported that 99.9% of Zn^{2+} is removed by CNTs (0.05 g) at a pH of 10.0. FeS nano-particles exhibited a 99.65% removal efficiency for Cr^{6+} at a pH of 6.0. However, the elimination rate of FeS nano-particles decreased significantly at high pH levels (>10.0) (35). The remarkable efficacy of nano zero-valent iron (nZVI) in eliminating heavy metals is attributed to the inclusion of zerovalent iron shells, which consist of Fe^{2+} and Fe^{3+} , within the nZVI structure (36). This elucidates the efficacy of nZVI-NPs in eradicating heavy metals from polluted areas. Utilizing nZVI at a high dosage successfully eliminates several HMs including chromium, lead, uranium, zinc, and vanadium from polluted areas (37). The utilization of nZVI at 5% and 10% concentrations resulted in a 70% increase in the efficiency of arsenic immobilization at the 5% dose level. The highest degree of mercury immobilization was seen when applying 10% nZVI, as reported by (38). nZVI has shown excellent efficacy in removing contaminants such as trichloroethene, hexavalent chromium, nitrate, lead, cadmium, and DDT throughout the remediation process (39). nZVI in conjunction with biochar led to

elimination of zinc, lead, and cadmium (40). They discovered that the confinement of these metals is significantly influenced by the synergistic effects of both combinations. Studies on nano-biochar have confirmed that using nano-biochar to treat heavy metal-contaminated soils is a promising approach due to its unique characteristics, including its ability to disperse in water and its large surface area. The main mechanism by which nano-biochar works is its ability to effectively immobilize non-degradable heavy-metal contaminants in the soil rhizosphere (41). Various researches confirm that nano-myco-remediation is considered a cutting-edge and evolving approach with significant potential as a means of naturally eliminating pollutants from soil systems (42, 43).

Enhancing soil quality using nano-particles

Currently, nano-particles are utilized in various products such as DNA delivery, agrochemical distribution, nano insecticides, and nano-fertilizers. These products can synergistically enhance soil quality, crop output, and productivity. The soil is the greatest NP receptor because of its numerous applications. A study found that the application of plant extract-synthesized silver nano-particles to soil resulted in a shift toward a neutral pH. Furthermore, significant enhancements in water retention, cation exchange capacity, and N/P availability were observed (44). Improper application of pesticides and insecticides in agricultural systems not only degrades soil quality and health but also contaminates the air and water (45). Research also concluded that the inclusion of 0.2% multi-walled carbon nano-tubes in clayey soil resulted in enhanced hydraulic conductivity and reduced soil fractures (46). Prior studies have been conducted that explore the use of Se nano-particles as a means to enhance soil fertility. The most significant increase in plant growth occurred at values of 5 and 10 $\mu\text{g kg}^{-1}$, as reported by (47). Hence, the incorporation of nano-particles could potentially modify the microorganisms present in the soil and result in diverse responses in the enzymatic functions of beneficial microbes. These changes could modify the soil's pH and accelerate the release of nutrients to plants, presenting a fresh prospect for enhancing soil health (6, 48). The physio chemical properties of soil can be modified with the application of nano fertilizers (Fig 4).

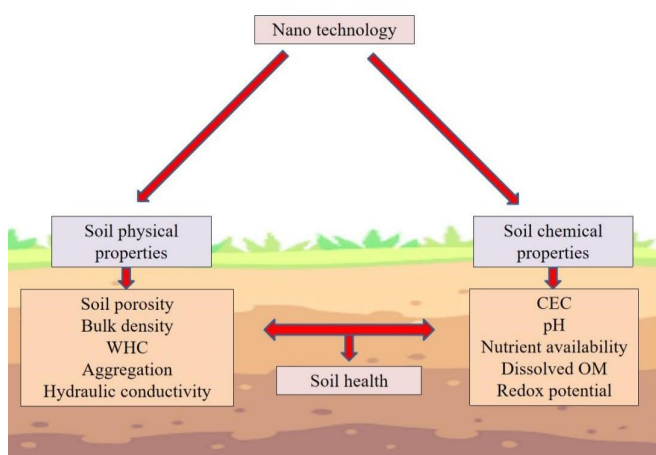


Fig. 4. Summary of impact of nano-particles on soil physiochemical properties.

Enhancing nutrient availability

Enhancing the availability of nutrients in soil is another important function of nano-materials (49). Plants that receive nano-fertilizers, which consist of nutrient particles with a nano-scale size, have higher nutrient uptake efficiency. These materials offer a regulated release of nutrients, which minimizes leaching and increases crops' continuous nutrient availability.

Water retention and soil structure

Nano-materials support the structure and water retention of soil. Water stress in agricultural ecosystems can be reduced by using nano-particles, such as hydrogels, which can absorb and hold water before releasing it gradually to plants. Additionally, some nano-materials help to improve water infiltration, aeration, and soil structure (50).

Controlled release systems

Nano-materials are used as carriers to release pesticides and fertilizers under controlled conditions. Agro-chemicals can be delivered precisely, thanks to nano-encapsulation, which also lessens environmental effects and boosts input effectiveness. By releasing the active ingredients gradually following the plant's growth stages, this method lowers the frequency of applications overall (51).

Impact on soil microbial activity

Microbial communities in the soil can be impacted by nano-materials. While some research points to possible benefits for microbial activity, other studies raise concerns about the possible ecotoxicological hazards connected to specific nano-materials (52).

Impact of nano-particles on soil characteristics

Soil physical properties

According to studies on physical properties, iron, magnesium and zinc nano-particle administration can decrease the distance between soil particles and increase hydraulic conductivity and soil porosity (53, 54). Consequently, nano-particles contribute to the formation of a more rigid matrix, thereby promoting an increase in agricultural productivity and fostering a safer and healthier living environment. It was concluded that the excellent adhesiveness, specific surface, activity, and reaction capacity of MgO ENPs led to an improvement in the physical and mechanical properties of the soil upon application (55). Similarly, on comparing the effect of MgO nano-particles and Fe_3O_4 nano-particles, MgO ENP caused more reduction in soil bulk density. When Pt-engineered nano-particles of 3 nm were added to 300 mg^{-1} soil at concentrations of 0.1, 1, and 10 μg , it was also observed an increase in the strength of the water molecule bridges and the structural rigidity of the soil. Nonetheless, they reduced the water content retained SOM at concentrations of 100–1000 μg by 300 mg^{-1} soil.

Soil chemical properties

Soil chemical properties are altered by the addition of nano-particles into the soil. It was observed that clay-textured soil's CEC increased by 17% when compared to control soil with the addition of 2000 mg L^{-1} of Fe_3O_4 ENPs

(56). The kind of material used has a significant impact on the changes indicated by CEC values. It was observed that when Fe ENPs-compost-biochar composite was added to the northern Spanish soil, the CEC increased by 7.8 and 6.8 times, respectively, in comparison to the control soil (57). Alteration of metabolites in the soil by exposure to Ag ENPs led to an increment of soil pH from 5.28 to 5.33 (58). According to certain research, adding engineered nano-particles to soil resulted in a minor drop in pH. It was noticed that the pH of the rhizosphere dropped from 7.3 to 7.1 when 50 and 100 mg kg⁻¹ of TiO₂ ENPs were added to the soil (59). The kind of nano-particle and the characteristics of the matrix determine how the presence of ENPs alters the pH of the soil. Engineered nano-particles like ZnO, CuO, and TiO₂ have been shown in numerous studies utilizing various soil types to raise the EC values (59–61). It was observed a modest drop in EC values when ZnO and SiO₂ ENPs (2% and 6%, respectively) were applied to saline soils as compared to the control soil (62). Numerous investigations have assessed how OM (SOM and DOM) affects the mobility, toxicity, and transformations of ENPs (63–64). The application of nano-particles into the soil also affects the soil nutrient availability. ZnO ENPs raised the amount of phosphate that was bio-available in the soil by increasing the secretion of P mobilizing enzymes (65). Composites of CeO₂-functionalized maize straw biochar increased the TP content of the upper soil layer by 7.22% (66).

Nano-materials and its impact on soil microbiota

Understanding the potential impact of higher nano-particle levels in the environment on the survival of crops as well as soil microbes in the root zone is crucial. Soil microorganisms have a crucial impact on the soil ecosystem, health, and plant yield. The impact on soil's beneficial activities, such as the microbial nitrogen cycle, symbiotic relationships, iron metabolism (siderophores),

and the synthesis of antifungal chemicals, is particularly concerning for crop production that relies on microorganisms. Nevertheless, the detrimental impacts on the microbial population are greatly influenced by both the specific nano-materials being studied and the characteristics of the soil (67).

Constraints associated with the utilization of nanotechnology in the agricultural industry

While nanotechnology has significant promise for various applications in agriculture, it also entails certain inherent risks and drawbacks (Fig. 5). Nano-particles have the potential to accumulate in the soil, water, and air upon their discharge into the environment, hence presenting an ecological hazard. Enforce strict rules on the manufacturing, utilization, and disposal of nanoparticles to reduce their emission into the environment. Another method to reduce the accumulation of nano particles in soil and environment can be attained by the adoption of green synthesis of nano particles. There is a widespread agreement that in order for nanotechnology to fully develop, it is necessary to perform studies to comprehend and manage any possible dangers to health and the environment that may arise from exposure to nanomaterials.

Specifically, these nano-particles can disrupt the balance of macro and microbes in the soil, leading to a decrease in fertility (68). In addition, nano-particles have the potential to accumulate in plants and animals, leading to potential adverse effects on health (69). In order to assure the safety of animals and the quality of food, it is necessary to have a clear understanding of the mechanism by which metallic/metal oxide nano-particles are used in animal feed. Additionally, further experiments should be conducted to establish the safety of these nano-particles for human consumption.

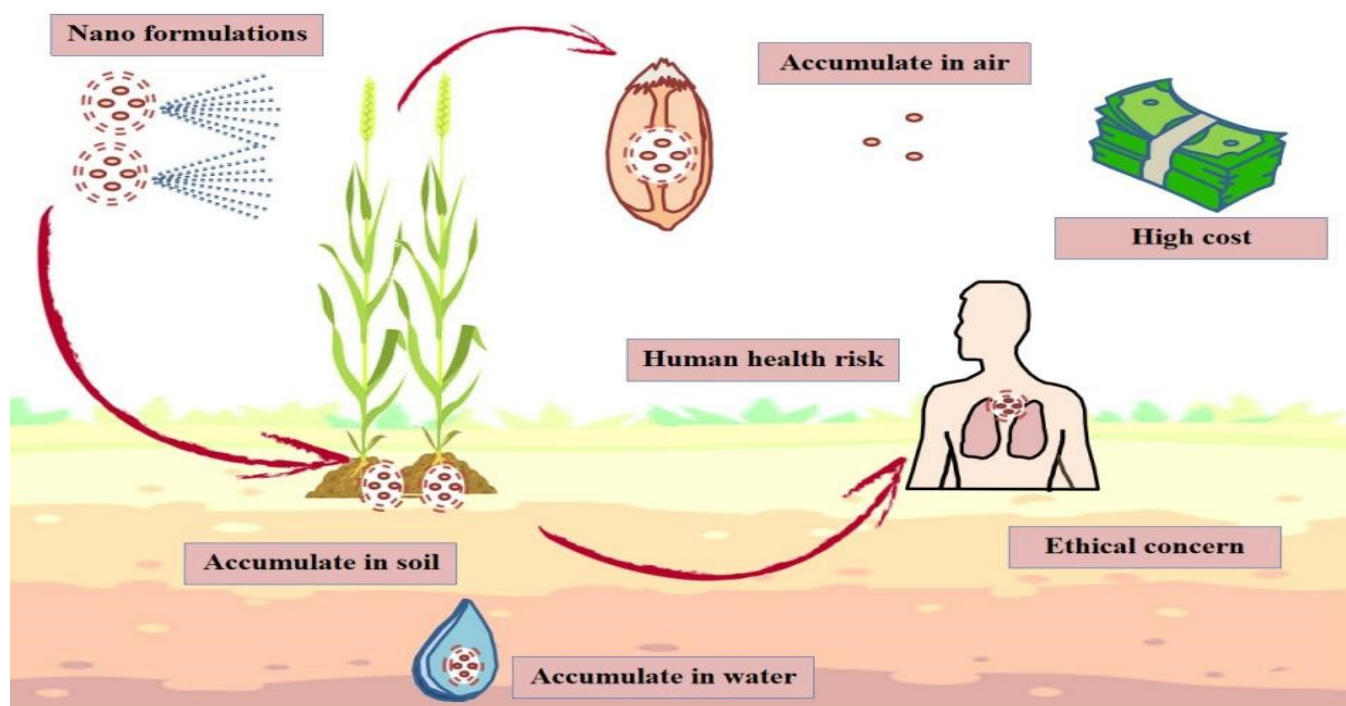


Fig. 5. Illustration representing the various constraints associated with the repetitive application of nano-formulations.

Table 2. Nano particles in managing various stresses in different plants with diverse responses.

Plant	Nano particles	Stress	Response in plant	References
Banana	SiO ₂	Salinity	Reduced cell wall damage and increased chlorophyll content	(5)
Sugarcane	Chitosan	Drought	Elevated photosynthesis and biomass in the roots	(52)
Soyabean	Ag	Flooding	The soybean's root length/weight and hypocotyl length/weight were improved	(89)
Pea seedlings	Se	Salinity	Improved seedling performance and a lower percentage of chromosomal abnormalities	(90)
Maize	Cu	Drought	Increased leaf water content and biomass of the plant	(91)
Wheat	SiNPs	Drought	Reduced levels of MDA and H ₂ O ₂ , elevated relative water content (RWC), and upregulated levels of stress genes in variety DREB2, MYB33, MYB3R, WRKY 19, and SNRK 2.4	(92)
Soybean	TiO ₂ NPs	Salinity	Improved germination characteristics, decreased H ₂ O ₂ and MDA concentrations, and DPPH free radical scavenging	(93)

Furthermore, there is a possibility that certain broad-spectrum nano-particles may have unintended detrimental impacts on non-target organisms. Whether deliberately or unintentionally, the use of nano-particle formulations without proper adherence to safety measures has resulted in their entry into the lungs, from where they later migrated to the circulation and other vital organs (70). In the rapidly approaching nano era, it is crucial to identify species that exhibit a strong resistance to nanoparticles and have the ability to gather, utilize, degrade, or immobilize such particles.

Moreover, the utilization of nanotechnology in agriculture requires a substantial and occasionally costly commitment to research and development. The application of nanotechnology in agriculture raises ethical concerns regarding the integrity and safety of food (71). Nano-materials, due to their comparable size to DNA, have the potential to interact with biological specimens, leading to possible adverse effects (72).

Conclusion

The application of nanotechnology in agriculture has led to improvements in farming methods and increased crop production, while also enhancing the quality of crops. The introduction of engineered nano-materials and their use in sustainable agriculture has resulted in significant changes in the global agricultural industry, marked by innovation, rapid expansion, and the ability to meet the anticipated rise in food requirements. Microbes have the potential to manufacture nano-particles that are very suitable for various therapeutic and biological purposes due to their accurately measured bio-compatible sizes and unique properties. Biosynthesis approaches offer advantages due to the frequent presence of bio-molecule entities or a lipid layer on nano-particles, which contribute to stability and physiological solubility. Unlike conventional methods, this review demonstrates that these nanofactories are environmentally beneficial, economical, and easily scalable. It can be suggested that the green synthesis of nano particles acts as an environmental solutions and more research in the green synthesis of NMs from where others have left off needs to be carried out. Nano-materials offer the potential for a new environmentally friendly

revolution in agriculture by reducing the risks associated with farming. The application of nanotechnology in agriculture is becoming increasingly popular due to its specific and focused uses, such as the use of nano-pesticides, nano-fungicides, nano-herbicides, and nano-insecticides to enhance crop production by following the products closely. To summarize, the utilization of nanotechnology can improve both the quality and output of crops. Furthermore, the use of nanotechnology to restore polluted soils is highly efficient.

Acknowledgments

The authors are thankful to Lovely Professional University, School of Agriculture, for providing the necessary infrastructure and resources.

Authors' contributions

Conceptualization, supervision, editing, final drafting: RKG; Conceptualization, experimentation, manuscript writing: PAP and SS; Data recording: SS and S. All authors approved the final manuscript.

Compliance with ethical standards

Conflict of interest: The authors declare that there is no conflict of interest

Ethical issues: None.

References

- Bhatt P, Bhandari G, Bilal M. Occurrence, toxicity impacts and mitigation of emerging micropollutants in the aquatic environments: Recent tendencies and perspectives. *Journal of Environmental chemical engineering*. 2022 Jun 1; 10(3):107598. <https://doi.org/10.1016/j.jece.2022.107598>
- Gangola S, Bhatt P, Kumar AJ, Bhandari G, Joshi S, Punetha A, Bhatt K, Rene ER. Biotechnological tools to elucidate the mechanism of pesticide degradation in the environment. *Chemosphere*. 2022 Jun 1;296:133916. <https://doi.org/10.1016/j.chemosphere.2022.133916>
- Zhou Y, Qin S, Verma S, Sar T, Sarsaiya S, Ravindran B, Liu T, Sindhu R, Patel AK, Binod P, Varjani S. Production and beneficial

- impact of biochar for environmental application: a comprehensive review. *Bioresource Technology*. 2021 Oct 1;337:125451. <https://doi.org/10.1016/j.biortech.2021.125451>
4. Amusat SO, Kebede TG, Dube S, Nindi MM. Ball-milling synthesis of biochar and biochar-based nanocomposites and prospects for removal of emerging contaminants: A review. *Journal of Water Process Engineering*. 2021 Jun 1;41:101993. <https://doi.org/10.1016/j.jwpe.2021.101993>
 5. Mahmoud ME, El-Ghanam AM, Saad SR. Sequential removal of chromium (VI) and prednisolone by nanobiochar-enriched-diamine derivative. *Biomass Conversion and Biorefinery*. 2022 Jun 14:1-20. <https://doi.org/10.1007/s13399-022-02888-1>
 6. Rajput VD, Minkina T, Upadhyay SK, Kumari A, Ranjan A, Mandzhieva S, Sushkova S, Singh RK, Verma KK. Nanotechnology in the restoration of polluted soil. *Nanomaterials*. 2022 Feb 24; 12(5):769. <https://doi.org/10.3390/nano12050769>
 7. Xia C, Liang Y, Li X, Al Garalleh H, Garaleh M, Hill JM, Pugazhendhi A. Remediation competence of nanoparticles amalgamated biochar (nanobiochar/nanocomposite) on pollutants: a review. *Environmental Research*. 2023 Feb 1; 218:114947. <https://doi.org/10.1016/j.envres.2022.114947>
 8. Corsi I, Bellingeri A, Eliso MC, Grassi G, Liberatori G, Murano C, Bergami E. (2021). Eco-interactions of engineered nanomaterials in the marine environment: Towards an Eco-design framework. *Nanomaterials*, 11(8), 1903. <https://doi.org/10.3390/nano11081903>.
 9. Periakaruppan R, Romanovski V, Thirumalaisamy SK, Palanimuthu V, Sampath MP, Anilkumar A, Sivaraj DK, Ahamed NA, Murugesan S, Chandrasekar D, Selvaraj KS. Innovations in modern nanotechnology for the sustainable production of agriculture. *Chem Engineering*. 2023 Jul 12; 7(4):61. <https://doi.org/10.3390/chemengineering7040061>
 10. Mukhopadhyay SS. Nanotechnology in agriculture: prospects and constraints. *Nanotechnology, science and applications*. 2014 Aug 4:63-71. <https://doi.org/10.2147/NSA.S39409>
 11. Shang Y, Hasan MK, Ahammed GJ, Li M, Yin H, Zhou J. Applications of nanotechnology in plant growth and crop protection: a review. *Molecules*. 2019 Jul 13;24(14):2558. <https://doi.org/10.3390/molecules24142558>
 12. Kwak SY, Wong MH, Lew TT, Bisker G, Lee MA, Kaplan A, Dong J, Liu AT, Koman VB, Sinclair R, Hamann C. Nanosensor technology applied to living plant systems. *Annual Review of Analytical Chemistry*. 2017 Jun 12;10:113-40. <https://doi.org/10.1146/annurev-anchem-061516-045310>
 13. Lahiani MH, Chen J, Irin F, Poretzky AA, Green MJ, Khodakovskaya MV. Interaction of carbon nanohorns with plants: uptake and biological effects. *Carbon*, 81, 607-619. <https://doi.org/10.1016/j.carbon.2014.09.095>.
 14. Sembada AA, Maki S, Faizal A, Fukuhara T, Suzuki T, Lenggono IW. The role of silica nanoparticles in promoting the germination of tomato (*Solanum lycopersicum*) seeds. *Nanomaterials*, 13(14), 2110. <https://doi.org/10.3390/nano13142110>.
 15. Demirer GS, Silva TN, Jackson CT, Thomas JB, W. Ehrhardt D, Rhee SY, Mortimer JC, Landry MP. Nanotechnology to advance CRISPR-Cas genetic engineering of plants. *Nature Nanotechnology*, 2021;16(3):243-50. <https://doi.org/10.1038/s41565-021-00854-y>.
 16. Li C, Li Y, Li Y, Fu G. Cultivation techniques and nutrient management strategies to improve productivity of rain-fed maize in semi-arid regions. *Agricultural Water Management*. 2018 Nov 30;210:149-57. <https://doi.org/10.1016/j.agwat.2018.08.014>
 17. Tarafder C, Daizy M, Alam MM, Ali MR, Islam MJ, Islam R, Ahommed MS, Aly Saad Aly M, Khan MZ. Formulation of a hybrid nanofertilizer for slow and sustainable release of micronutrients. *ACS omega*. 2020;5(37): 23960-6. <https://doi.org/10.1021/acsomega.0c03233>.
 18. Panpatte DG, Jhala YK, Shelat HN, Vyas RV. Nanoparticles: the next generation technology for sustainable agriculture. *Microbial Inoculants in Sustainable Agricultural Productivity: Vol. 2: Functional Applications*. 2016:289-300. https://doi.org/10.1007/978-81-322-2644-4_18
 19. Chhipa H. Nanofertilizers and nanopesticides for agriculture. *Environmental chemistry letters*. 2017;15:15-22. <https://doi.org/10.1007/s10311-016-0600-4>.
 20. Abdel-Aziz HM, Hasaneen MN, Omer AM. Nano chitosan-NPK fertilizer enhances the growth and productivity of wheat plants grown in sandy soil. *Spanish Journal of Agricultural Research*. 2016;14(1): e0902. <https://doi.org/10.5424/sjar/2016141-8205>.
 21. Razak NA, Othman NH, Shayuti MS, Jumahat A, Sapiai N, Lau WJ. Agricultural and industrial waste-derived mesoporous silica nanoparticles: A review on chemical synthesis route. *Journal of Environmental Chemical Engineering*. 2022 Apr 1;10(2):107322. <https://doi.org/10.1016/j.jece.2022.107322>
 22. Ijaz I, Gilani E, Nazir A, Bukhari A. Detail review on chemical, physical and green synthesis, classification, characterizations and applications of nanoparticles. *Green Chemistry Letters and Reviews*. 2020 Jul 2;13(3):223-45. <https://doi.org/10.1080/17518253.2020.1802517>
 23. Ayuk EL, Ugwu MO, Aronimo SB. A review on synthetic methods of nanostructured materials. *Chemistry Research Journal*. 2017;2(5):97-123.
 24. Solomon A. The emergence of nanotechnology and its applications. *Res. J. Nanosci. Eng*. 2018;2:8-12. <https://doi.org/10.22259/2637-5591.0203002>
 25. Srivastava S, Bhargava A. *Green nanoparticles: the future of nanobiotechnology*. Berlin/Heidelberg, Germany: Springer; 2022. <https://doi.org/10.1007/978-981-16-7106-7>
 26. de Oliveira PF, Torresi RM, Emmerling F, Camargo PH. Challenges and opportunities in the bottom-up mechanochemical synthesis of noble metal nanoparticles. *Journal of Materials Chemistry A*. 2020;8(32):16114-41. <https://doi.org/10.1039/D0TA05183G>.
 27. Kumar L, Ragunathan V, Chugh M, Bharadvaja N. Nanomaterials for remediation of contaminants: a review. *Environmental Chemistry Letters*. 2021 Aug;19(4): 3139-63. <https://doi.org/10.1007/s10311-021-01212-z>.
 28. El-Ramady H, Alshaal T, Abowaly M, Abdalla N, Taha HS, Al-Saeedi AH, Shalaby T, Amer M, Fâri M, Domokos-Szabolcsy É, Sztrik A. Nanoremediation for sustainable crop production. *Nano science in food and agriculture 5*. 2017:335-63. https://doi.org/10.1007/978-3-319-58496-6_12.
 29. Misra M, Ghosh Sachan S. Nano bioremediation of heavy metals: perspectives and challenges. *Journal of Basic Microbiology*. 2022 Mar;62(3-4):428-43. <https://doi.org/10.1002/jobm.202100384>.
 30. Abdi O, Kazemi M. A review study of biosorption of heavy metals and comparison between different biosorbents. *J. Mater. Environ. Sci*. 2015;6(5):1386-99.
 31. Mukhopadhyay R, Sarkar B, Khan E, Alessi DS, Biswas JK, Manjaiah KM, Eguchi M, Wu KC, Yamauchi Y, Ok YS. Nanomaterials for sustainable remediation of chemical contaminants in water and soil. *Critical Reviews in Environmental Science and Technology*. 2022 Aug 3;52(15):2611-60. <https://doi.org/10.1080/10643389.2021.1886891>.
 32. Del Prado-Audelo ML, García Kerdan I, Escutia-Guadarrama L, Reyna-González JM, Magaña JJ, Leyva-Gómez G. Nanoremediation: nanomaterials and nanotechnologies for

- environmental cleanup. *Frontiers in Environmental Science*. 2021 Dec 24;9:793765. <https://doi.org/10.3389/fenvs.2021.793765>
33. Sun TY, Bornhoft NA, Hungerbühler K, Nowack B. Dynamic probabilistic modeling of environmental emissions of engineered nanomaterials. *Environmental science & technology*. 2016 May 3;50(9):4701-11. <https://doi.org/10.1021/acs.est.5b05828>
 34. Rai GK, Bhat BA, Mushtaq M, Tariq L, Rai PK, Basu U, Dar AA, Islam ST, Dar TU, Bhat JA. Insights into decontamination of soils by phytoremediation: A detailed account on heavy metal toxicity and mitigation strategies. *Physiologia Plantarum*. 2021 Sep;173(1):287-304. <https://doi.org/10.1111/ppl.13433>
 35. Wu X, Hu J, Wu F, Zhang X, Wang B, Yang Y, Shen G, Liu J, Tao S, Wang X. Application of TiO₂ nanoparticles to reduce bioaccumulation of arsenic in rice seedlings (*Oryza sativa* L.): A mechanistic study. *Journal of Hazardous Materials*. 2021 Mar 5;405:124047. <https://doi.org/10.1016/j.jhazmat.2020.124047>
 36. Cheng P, Zhang S, Wang Q, Feng X, Zhang S, Sun Y, Wang F. Contribution of nano-zero-valent iron and arbuscular mycorrhizal fungi to phytoremediation of heavy metal-contaminated soil. *Nanomaterials*. 2021 May 11;11(5):1264. <https://doi.org/10.3390/nano11051264>
 37. Klimkova S, Cernik M, Lacinova L, Filip J, Jancik D, Zboril R. Zero-valent iron nanoparticles in treatment of acid mine water from in situ uranium leaching. *Chemosphere*. 2011 Feb 1;82(8):1178-84. <https://doi.org/10.1016/j.chemosphere.2010.11.075>
 38. Gil-Díaz M, Alonso J, Rodríguez-Valdés E, Gallego JR, Lobo MC. Comparing different commercial zero valent iron nanoparticles to immobilize As and Hg in brownfield soil. *Science of the Total Environment*. 2017 Apr 15;584:1324-32. <https://doi.org/10.1016/j.scitotenv.2017.02.011>
 39. Guerra FD, Attia MF, Whitehead DC, Alexis F. Nanotechnology for environmental remediation: materials and applications. *Molecules*. 2018 Jul 18;23(7):1760. <https://doi.org/10.3390/molecules23071760>
 40. Mitzia A, Vitková M, Komárek M. Assessment of biochar and/or nano zero-valent iron for the stabilisation of Zn, Pb and Cd: A temporal study of solid phase geochemistry under changing soil conditions. *Chemosphere*. 2020 Mar 1;242:125248. <https://doi.org/10.1016/j.chemosphere.2019.125248>
 41. Zhang X, Wells M, Niazi NK, Bolan N, Shaheen S, Hou D, Gao B, Wang H, Rinklebe J, Wang Z. Nanobiochar-rhizosphere interactions: implications for the remediation of heavy-metal contaminated soils. *Environmental Pollution*. 2022 Apr 15;299:118810. <https://doi.org/10.1016/j.envpol.2022.118810>
 42. Elsakhawy T, Omara AE, Abowaly M, El-Ramady H, Badgar K, Llanaj X, Törös G, Hajdú P, Prokisch J. Green Synthesis of Nanoparticles by Mushrooms: A Crucial Dimension for Sustainable Soil Management. *Sustainability*. 2022 Apr 6;14(7):4328. <https://doi.org/10.3390/su14074328>
 43. Hu Y, Mortimer PE, Hyde KD, Kakumyan P, Thongklang N. Mushroom cultivation for soil amendment and bioremediation. *Circular Agricultural Systems*. 2021;1(1):1-4. <https://doi.org/10.48130/CAS-2021-0011>
 44. Das P, Barua S, Sarkar S, Karak N, Bhattacharyya P, Raza N, Kim KH, Bhattacharya SS. Plant extract-mediated green silver nanoparticles: Efficacy as soil conditioner and plant growth promoter. *Journal of hazardous materials*. 2018 Mar 15;346:62-72. <https://doi.org/10.1016/j.jhazmat.2017.12.020>
 45. Bisht N, Chauhan PS. Excessive and disproportionate use of chemicals cause soil contamination and nutritional stress. *Soil contamination-threats and sustainable solutions*. 2020 Dec 16;2020:1-0. <https://doi.org/10.5772/intechopen.94593>
 46. Acharya P, Jayaprakasha GK, Crosby KM, Jifon JL, Patil BS. Nanoparticle-mediated seed priming improves germination, growth, yield, and quality of watermelons (*Citrullus lanatus*) at multi-locations in Texas. *Sci. Rep.*, 2020, 1-16. <https://doi.org/10.1038/s41598-020-61696-7>
 47. Gudkov SV, Shafeev GA, Glinushkin AP, Shkirin AV, Barmina EV, Rakov II, Simakin AV, Kislov AV, Astashev ME, Vodeneev VA, Kalinitchenko VP. Production and use of selenium nanoparticles as fertilizers. *ACS omega*. 2020 Jul 10;5(28):17767-74. <https://doi.org/10.1021/acsomega.0c02448>
 48. Khan ST, Adil SF, Shaik MR, Alkathlan HZ, Khan M, Khan M. Engineered nanomaterials in soil: Their impact on soil microbiome and plant health. *Plants*. 2021 Dec 30;11(1):109. <https://doi.org/10.3390/plants11010109>
 49. Raliya R, Tarafdar JC, Biswas P. Enhancing the mobilization of native phosphorus in the mung bean rhizosphere using ZnO nanoparticles synthesized by soil fungi. *Journal of agricultural and food chemistry*. 2016 Apr 27;64(16):3111-8. <https://doi.org/10.1021/acs.jafc.5b05224>
 50. Chen X, Duan L, Hao Z, Qian G. Nanotechnology in agriculture: Recent advances, challenges, and future prospects. *Journal of Agricultural and Food Chemistry*. 2020, 68(21): 5877-5883.
 51. Liu R, Lal R, Potdar MK. Nanotechnology for sustainable agriculture: Challenges and perspectives. *Frontiers in Environmental Science*. 2021, 9: 648781.
 52. Gupta A, Gajbhiye VT. Interaction of nanomaterials with microbes: A possible threat to the environment. *Current Research in Microbial Sciences*. 2019, 1: 1-8.
 53. Bayat H, Kolahchi Z, Valaey S, Rastgou M, Mahdavi S. Iron and magnesium nano-oxide effects on some physical and mechanical properties of a loamy Hypocalcic Cambisol. *Geoderma*. 2019 Feb 1;335:57-68. <https://doi.org/10.1016/j.geoderma.2018.08.007>
 54. Saad Kheir AM, Abouelsoud HM, Hafez EM, Ali OA. Integrated effect of nano-Zn, nano-Si, and drainage using crop straw-filled ditches on saline sodic soil properties and rice productivity. *Arabian Journal of Geosciences*. 2019 Aug;12:1-8. <https://doi.org/10.1007/s12517-019-4653-0>
 55. Bayat H, Kolahchi Z, Valaey S, Rastgou M, Mahdavi S. Novel impacts of nanoparticles on soil properties: tensile strength of aggregates and compression characteristics of soil. *Archives of Agronomy and Soil Science*. 2018 May 12;64(6):776-89. <https://doi.org/10.1080/03650340.2017.1393527>
 56. De Souza A, Govea-Alcaide E, Masunaga SH, Fajardo-Rosabal L, Effenberger F, Rossi LM, Jardim RD. Impact of Fe₃O₄ nanoparticle on nutrient accumulation in common bean plants grown in soil. *SN Applied Sciences*. 2019 Apr;1:1-8. <https://doi.org/10.1007/s42452-019-0321-y>
 57. Baragaño D, Forján R, Fernández B, Ayala J, Afif E, Gallego JL. Application of biochar, compost and ZVI nanoparticles for the remediation of As, Cu, Pb and Zn polluted soil. *Environmental Science and Pollution Research*. 2020 Sep;27:33681-91. <https://doi.org/10.1007/s11356-020-09586-3>
 58. Zhang H, Huang M, Zhang W, Gardea-Torresdey JL, White JC, Ji R, Zhao L. Silver nanoparticles alter soil microbial community compositions and metabolite profiles in unplanted and cucumber-planted soils. *Environmental Science & Technology*. 2020 Feb 24;54(6):3334-42. <https://doi.org/10.1021/acs.est.9b07562>
 59. Zahra Z, Maqbool T, Arshad M, Badshah MA, Choi HK, Hur J. Changes in fluorescent dissolved organic matter and their association with phytoavailable phosphorus in soil amended with TiO₂ nanoparticles. *Chemosphere*. 2019 Jul 1;227:17-25. <https://doi.org/10.1016/j.chemosphere.2019.03.189>
 60. Peng C, Tong H, Shen C, Sun L, Yuan P, He M, Shi J. Bioavailability and translocation of metal oxide nanoparticles in the soil-rice plant system. *Science of the total environment*. 2020 Apr 15;713:136662. <https://doi.org/10.1016/j.plantsciencetoday.online>

- [j.scitotenv.2020.136662](https://doi.org/10.1021/acs.est.6b05882)
61. Peng C, Xu C, Liu Q, Sun L, Luo Y, Shi J. Fate and transformation of CuO nanoparticles in the soil-rice system during the life cycle of rice plants. *Environmental science & technology*. 2017 May 2;51(9):4907-17. <https://doi.org/10.1021/acs.est.6b05882>
 62. Silveira NM, Seabra AB, Marcos FC, Pelegrino MT, Machado EC, Ribeiro RV. Encapsulation of S-nitrosoglutathione into chitosan nanoparticles improves drought tolerance of sugarcane plants. *Nitric Oxide*. 2019 Mar 1;84:38-44. <https://doi.org/10.1016/j.niox.2019.01.004>
 63. Van Koetsem F, Woldetsadik GS, Folens K, Rinklebe J, Du Laing G. Partitioning of Ag and CeO₂ nanoparticles versus Ag and Ce ions in soil suspensions and effect of natural organic matter on CeO₂ nanoparticles stability. *Chemosphere*. 2018 Jun 1;200:471-80. <https://doi.org/10.1016/j.chemosphere.2018.02.133>
 64. Quigg A, Chin WC, Chen CS, Zhang S, Jiang Y, Miao AJ, Schwehr KA, Xu C, Santschi PH. Direct and indirect toxic effects of engineered nanoparticles on algae: role of natural organic matter. *ACS Sustainable Chemistry & Engineering*. 2013 Jul 1;1(7):686-702. <https://doi.org/10.1021/sc400103x>
 65. Verma Y, Singh SK, Jatav HS, Rajput VD, Minkina T. Interaction of zinc oxide nanoparticles with soil: Insights into the chemical and biological properties. *Environmental Geochemistry and Health*. 2021 Apr 17:1-4. <https://doi.org/10.1007/s10653-021-00929-8>
 66. Feng Y, Lu H, Liu Y, Xue L, Dionysiou DD, Yang L, Xing B. Nanocerium oxide functionalized biochar for phosphate retention: preparation, optimization and rice paddy application. *Chemosphere*. 2017 Oct 1;185:816-25. <https://doi.org/10.1016/j.chemosphere.2017.07.107>
 67. Raffi, M. M., & Husen, A. (2019). Impact of fabricated nanoparticles on the rhizospheric microorganisms and soil environment. *Nanomaterials and plant potential*, 529-552. https://doi.org/10.1007/978-3-030-05569-1_21
 68. Tang R, Zhu D, Luo Y, He D, Zhang H, El-Naggar A, Palansooriya KN, Chen K, Yan Y, Lu X, Ying M. Nanoplastics induce molecular toxicity in earthworm: Integrated multi-omics, morphological, and intestinal microorganism analyses. *Journal of Hazardous Materials*. 2023 Jan 15;442:130034. <https://doi.org/10.1016/j.jhazmat.2022.130034>
 69. Tiede K, Hassellöv M, Breitbarth E, Chaudhry Q, Boxall AB. Considerations for environmental fate and ecotoxicity testing to support environmental risk assessments for engineered nanoparticles. *Journal of chromatography A*. 2009 Jan 16;1216(3):503-9. <https://doi.org/10.1016/j.chroma.2008.09.008>
 70. Hoet PH, Brüske-Hohlfeld I, Salata OV. Nanoparticles—known and unknown health risks. *Journal of nanobiotechnology*. 2004 Dec;2:1-5. <https://doi.org/10.1186/1477-3155-2-12>
 71. Axelos MA, Van de Voorde M. 2017. *Nano technology in agriculture and food science*; John Wiley & Sons; Hoboken, NJ USA. <https://doi.org/10.1002/9783527697724>
 72. Baruah S, Dutta J. Nanotechnology applications in pollution sensing and degradation in agriculture: a review. *Environmental Chemistry Letters*. 2009 Sep;7:191-204. <https://doi.org/10.1007/s10311-009-0228-8>
 73. Saffan MM, Koriem MA, El-Henawy A, El-Mahdy S, El-Ramady H, Elbehiry F, Omara AE, Bayoumi Y, Badgar K, Prokisch J. Sustainable production of tomato plants (*Solanum lycopersicum* L.) under low-quality irrigation water as affected by bio-nanofertilizers of selenium and copper. *Sustainability*. 2022 Mar 10; 14(6):3236. <https://doi.org/10.3390/su14063236>
 74. Salama AM, Abd El-Halim AE, Ibrahim MM, Aiad MA, El-Shal RM. Amendment with nanoparticulate gypsum enhances spinach growth in saline-sodic soil. *Journal of Soil Science and Plant Nutrition*. 2022 Sep; 22(3):377-85. <https://doi.org/10.1007/s42729-022-00893-x>
 75. Abou-Sreea AI, Kamal M, El Sowfy DM, Rady MM, Mohamed GF, Al-Dhumri SA, Al-Harbi MS, Abdou NM. Small-sized nanophosphorus has a positive impact on the performance of fenugreek plants under soil-water deficit stress: A case study under field conditions. *Biology*. 2022 Jan 12; 11(1):115. <https://doi.org/10.3390/biology11010115>
 76. Liu R, Zhang H, Lal R. Effects of stabilized nanoparticles of copper, zinc, manganese, and iron oxides in low concentrations on lettuce (*Lactuca sativa*) seed germination: nanotoxicants or nanonutrients?. *Water, Air, & Soil Pollution*. 2016 Jan;227: 1-4. <https://doi.org/10.1007/s11270-015-2738-2>
 77. Dimkpa CO, Singh U, Bindraban PS, Elmer WH, Gardea-Torresdey JL, White JC. Zinc oxide nanoparticles alleviate drought-induced alterations in sorghum performance, nutrient acquisition, and grain fortification. *Science of the Total Environment*. 2019 Oct 20; 688:926-34. <https://doi.org/10.1016/j.scitotenv.2019.06.392>
 78. Shekhawat GS, Mahawar L, Rajput P, Rajput VD, Minkina T, Singh RK. Role of engineered carbon nanoparticles (CNPs) in promoting growth and metabolism of *Vigna radiata* (L.) Wilczek: Insights into the biochemical and physiological responses. *Plants*. 2021 Jun 28; 10(7):1317. <https://doi.org/10.3390/plants10071317>
 79. Du W, Yang J, Peng Q, Liang X, Mao H. Comparison study of zinc nanoparticles and zinc sulphate on wheat growth: From toxicity and zinc biofortification. *Chemosphere*. 2019 Jul 1; 227:109-16. <https://doi.org/10.1016/j.chemosphere.2019.03.168>
 80. Azam M, Bhatti HN, Khan A, Zafar L, Iqbal M. Zinc oxide nanofertilizer application (foliar and soil) effect on the growth, photosynthetic pigments and antioxidant system of maize cultivar. *Biocatalysis and Agricultural Biotechnology*. 2022 Jul 1; 42:102343. <https://doi.org/10.1016/j.bcab.2022.102343>
 81. Dhlamini B, Paumo HK, Katata-Seru L, Kutu FR. Sulphate-supplemented NPK nanofertilizer and its effect on maize growth. *Materials Research Express*. 2020 Sep 18;7(9):095011. <https://doi.org/10.1088/2053-1591/abb69d>
 82. Shenashen M, Derbalah A, Hamza A, Mohamed A, El Safty S. Antifungal activity of fabricated mesoporous alumina nanoparticles against root rot disease of tomato caused by *Fusarium oxysporium*. *Pest management science*. 2017 Jun; 73(6):1121-6. <https://doi.org/10.1002/ps.4420>
 83. Sadati Valojai ST, Niknejad Y, Fallah Amoli H, Barari Tari D. Response of rice yield and quality to nano-fertilizers in comparison with conventional fertilizers. *Journal of Plant Nutrition*. 2021 Aug 9;44(13):1971-81. <https://doi.org/10.1080/01904167.2021.1884701>
 84. Iqbal M, Raja NI, Mashwani ZU, Hussain M, Ejaz M, Yasmeen F. Effect of silver nanoparticles on growth of wheat under heat stress. *Iranian Journal of Science and Technology, Transactions A: Science*. 2019 Apr 4;43:387-95. <https://doi.org/10.1007/s40995-017-0417-4>
 85. Zhang H, Huang M, Zhang W, Gardea-Torresdey JL, White JC, Ji R, Zhao L. Silver nanoparticles alter soil microbial community compositions and metabolite profiles in unplanted and cucumber-planted soils. *Environmental Science & Technology*. 2020 Feb 24;54(6):3334-42. <https://doi.org/10.1021/acs.est.9b07562>
 86. Joshi A, Kaur S, Dharamvir K, Nayyar H, Verma G. Multi-walled carbon nanotubes applied through seed-priming influence early germination, root hair, growth and yield of bread wheat (*Triticum aestivum* L.). *Journal of the Science of Food and Agriculture*. 2018 Jun; 98(8):3148-60. <https://doi.org/10.1002/jsfa.8818>
 87. Sathiyabama M, Muthukumar S. Chitosan guar nanoparticle preparation and its *in vitro* antimicrobial activity towards phytopathogens of rice. *International journal of biological*

- macromolecules. 2020 Jun 15;153:297-304. <https://doi.org/10.1016/j.ijbiomac.2020.03.001>
88. Vemula A. Chitosan Bionanocomposite: A Potential Approach for Sustainable Agriculture. *Med. Agric. Environ. Sci.* 2022;2:41-6.
89. Hashimoto T, Mustafa G, Nishiuchi T, Komatsu S. Comparative analysis of the effect of inorganic and organic chemicals with silver nanoparticles on soybean under flooding stress. *International Journal of Molecular Sciences.* 2020 Feb 14;21(4):1300. <https://doi.org/10.3390/ijms21041300>
90. El-Araby HG, El-Hefnawy SF, Nassar MA, Elsheery NI. Comparative studies between growth regulators and nanoparticles on growth and mitotic index of pea plants under salinity. *African Journal of Biotechnology.* 2020 Aug 31;19(8):564-75. <https://doi.org/10.5897/AJB2020.17198>
91. Van Nguyen D, Nguyen HM, Le NT, Nguyen KH, Nguyen HT, Le HM, Nguyen AT, Dinh NT, Hoang SA, Van Ha C. Copper nanoparticle application enhances plant growth and grain yield in maize under drought stress conditions. *Journal of Plant Growth Regulation.* 2022 Jan;41(1):364-75. <https://doi.org/10.1007/s00344-021-10301-w>
92. Boora R, Sheoran P, Rani N, Kumari S, Thakur R, Grewal S. Biosynthesized silica nanoparticles (Si NPs) helps in mitigating drought stress in wheat through physiological changes and upregulation of stress genes. *Silicon.* 2023 Aug;15(13):5565-77. <https://doi.org/10.1007/s12633-023-02439-x>
93. Abdalla H, Adarosy MH, Hegazy HS, Abdelhameed RE. Potential of green synthesized titanium dioxide nanoparticles for enhancing seedling emergence, vigor and tolerance indices and DPPH free radical scavenging in two varieties of soybean under salinity stress. *BMC Plant Biology.* 2022 Dec 2;22(1):560. <https://doi.org/10.1186/s12870-022-03945-7>