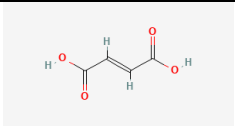
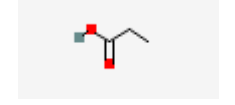
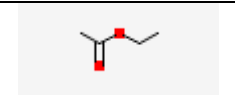
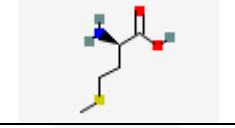
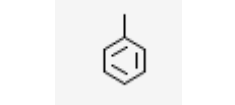
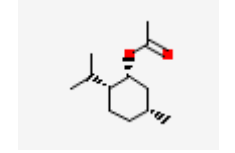
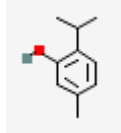
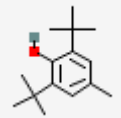

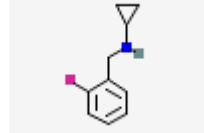
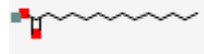
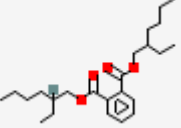
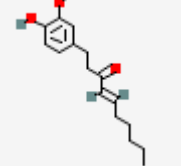
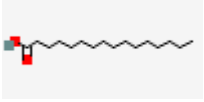


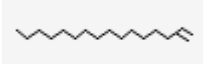

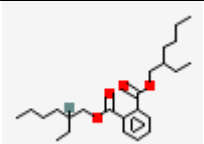
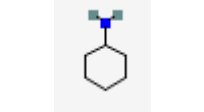



Table 1. GCMS analysis of *F. equiseti*

Peak	Retention time	Area %	Height %	Compound Name	Chemical structure	Chemical formula
1.	1.003	0.52	57804	fumaric acid		C4H4O4
2.	1.530	2.38	265954	propionic acid		C3H6O4
3	1.759	36.85	4120873	ethylacetate		C4H8O2
4	2.136	1.80	200953	D-Methionine		C5H11NO2S
5	2.617	0.89	99246	Toluene		C7H8
6	7.143	7.37	824729	Cyclohexanol, 5-methyl-2-(1-meth...		C12H22O2

7	8.305	0.67	74574	Thymol		C10H14O
8	10.101	0.83	93192	Butylated Hydroxytoluene		C15H24O
9	10.714	1.55	172952	Dodecanoic acid		C12H24O2
10	12.018	1.41	158216	N-Cyclopropyl-p-fluorobenzylamine		C10H12FN
11	12.718	0.48	53923	Tetradecanoic acid		C14H28O2
12	12.802	0.48	53291	Phthalic acid, butyl tetradecyl ...		(C24H38O4)
13	13.140	0.75	83770	7,9-Di-tert-butyl-1-oxaspiro		(C17H24O3)

14	13.447	6.99	93196	n-Hexadecanoic acid		(C16H32O2)
15	13.660	2.59	290061	2- Chloropropionic acid, octadec...		(C21H41ClO2)
16	14.656	2.58	288261	1-Pentadecene		(C15H30)
17	14.954	1.92	214926	1-Nonadecene		(C19H38)
18	15.165	1.00	112125	Carbonic acid, 2-ethylhexyl nony...		(C16H32O3)
19	18.267	6.87	768444	Bis(2-ethylhexyl) phthalate		(C24H38O4)
20	20.979	5.13	573614	1,3-Benzenedicarboxylic acid, bi...		(C24H38O4)
21	21.334	2.20	245735	13-Docosamide, (Z)-		(C22H43NO)



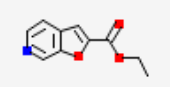
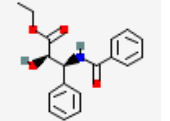
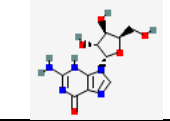
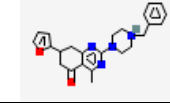
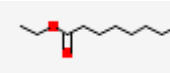
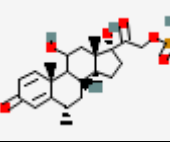

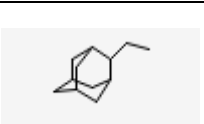
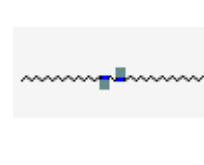

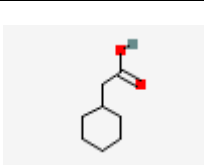
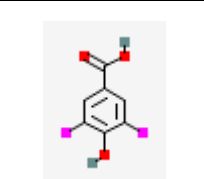
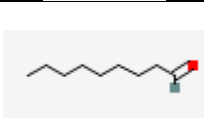
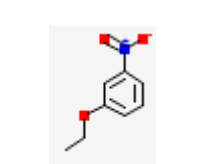
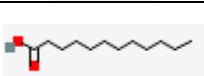
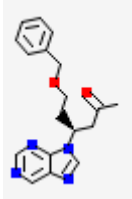
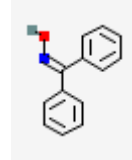
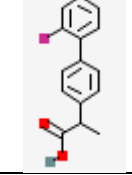

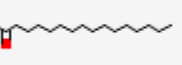
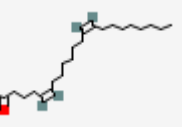
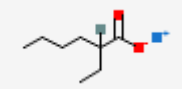
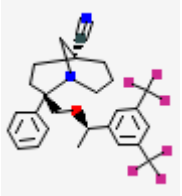
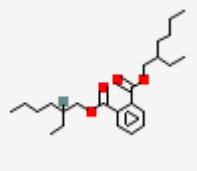
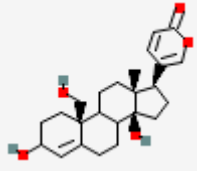
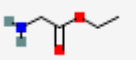
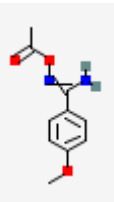
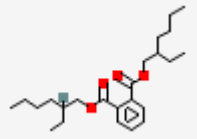
22	21.568	8.88	993464	Squalene		(C30H50)
23	23.651	3.52	393925	Tris(tert-butyldimethylsilyloxy)...		(C18H54O3Si4

Table 2: GCMS result of <i>B. subtilis</i> BGKMR1						
Peak	Retention time	Area %	Height %	Compound Name	Chemical structure	Chemical formula
1.	0.620	0.11	9632	cis-p-mentha-1(7),8-dien-2-ol		C10H16O
2.	0.752	0.08	7107	5.alpha.-Androstan-16-one, cycli..		C19H30O
3.	0.923	0.31	27981	2-Butenal, 2-ethenyl-		C6H8O
4.	1.009	0.61	54953	(3E,10Z)-Oxacyclotrideca-3,10-di...		C12H18O2
5.	1.089	0.14	12176	Propanoic acid, 2-chloro-, methy..		C4H7ClO2
6.	1.112	0.08	7327	Chlorodimethyl(phenylethynyl)silane		C10H11ClSi
7.	1.318	0.05	4599	Propane, 1,1,2-trichloro-		C3H5Cl3

8.	1.438	0.13	12089	Carbonic acid, isobutyl propyl e..		C8H16O3
9.	1.530	4.94	443673	Propanoic acid, 2-mercapto-, met...		C4H8O2S
10.	1.741	59.18	5318983	Ethyl Acetate		C4H8O2
11.	2.405	2.28	204506	Methanone, [2-(1-methylethenyl)p...		C10H10O
12.	3.550	0.24	21824	Isopropyl isothiocyanate		C4H7NS
13.	7.149	2.59	232957	Cyclohexanol, 5-methyl-2-(1-meth...		C10H20O
14.	8.259	0.80	72342	2-Pyridinecarboxylic acid, 5-butyl-		C10H13NO2
15.	10.651	3.36	301703	Dodecanoic acid		C12H24O2

16.	12.310	0.40	36388	Tetradecanoic acid, 12-methyl-, ...		C16H32O2
17.	13.157	0.76	68219	Thiophene-2-carboxylic acid, 4,5...		C5H2Br2O2S
18.	13.208	0.88	79118	Pentadecanoic acid, 14-methyl-, ...		C17H34O2
19.	13.380	0.98	87839	2,4(1H,3H)-Pyrimidinedione, 5-(h...		C5H6N2O3
20.	13.483	4.12	369992	n-Hexadecanoic acid		C16H32O2
21.	14.347	0.96	85883	9-Octadecenoic acid (Z)-, methyl...		C19H36O2
22.	15.165	0.76	68644	Fumaric acid, 2-ethylhexyl nonyl...		C19H34O4

23.	17.820	0.21	19113	Corydaldine		C16H17NO2
24.	18.267	6.85	615192	Bis(2-ethylhexyl) phthalate		C24H38O4
25.	19.291	0.28	24858	benzeneacetaldehyde, .alpha.-(me...		C9H10O2
26.	20.223	0.21	19125	1-Benzazirene-1-carboxylic acid,...		C8H6O2
27.	20.578	0.52	46635	1H-Indole, 5-methyl-2-phenyl-		C15H13N
28.	20.984	6.12	550177	1,4-Benzenedicarboxylic acid, bi...		C24H38O4

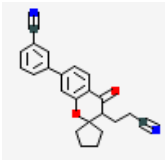





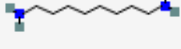


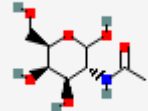

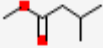

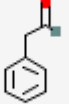
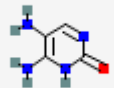
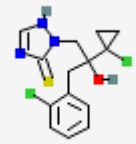
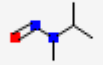
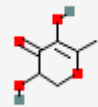


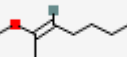
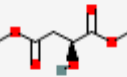
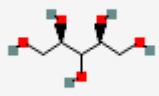

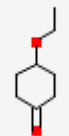

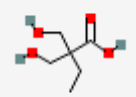
30.	21.562	0.95	85707	Indolizine, 2-(4-methylphenyl)-		C14H13N
-----	--------	------	-------	---------------------------------	---	---------

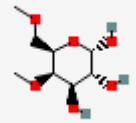

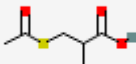


Table 3: GCMS analysis <i>B. subtilis</i> and <i>F. equiseti</i>						
Peak	Retention time	Area %	Height %	Compound Name	Chemical structure	Chemical formula
1.	1.787	4.01	3594746	ethylacetate		$C_4H_8O_2$
2.	1.947	0.76	677316	Pentane, 2-[(1-methylethyl)thio]-		$C_8H_{18}S$
3.	2.182	0.25	223690	Butanoic acid, 3-methyl-		$C_4H_8O_2$
4.	2.210	0.94	845406	Hydrazine, 1,1-dimethyl-		$C_2H_8N_2$
5.	2.302	0.41	371769	(S)-(+)-Isoleucinol		$C_6H_{15}NO$
6.	2.931	3.07	2753702	1,8-Diaminooctane		$C_8H_{20}N_2$


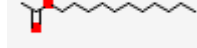

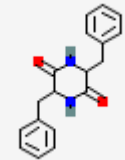

7.	3.847	1.05	937769	2-Furanmethanol	$C_5H_6O_2$	
8.	4.099	7.76	6960854	2-Thiazolamine, 4,5-dihydro-	$C_3H_6N_2S$	
9.	4.402	6.36	5703057	N-Acetyl-d-galactosamine	$C_8H_{15}NO_6$	
10.	5.048	0.65	578962	Thiazolidine, 3-acetyl-2-methylene-	C_6H_9NOS	
11.	5.157	0.46	415725	Methyl isovalerate	$C_6H_{12}O_2$	


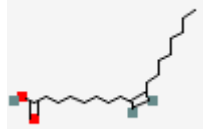
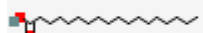
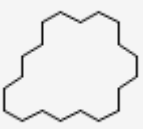
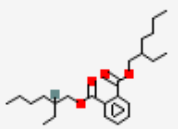
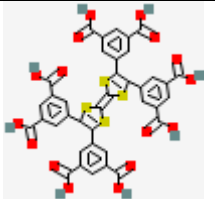
12.	5.329	0.59	529131	Tetradecanoic acid, propyl ester	$C_{17}H_{34}O_2$	
13.	5.752	1.13	1013914	Benzeneacetaldehyde	C_8H_8O	
14.	6.181	1.81	1622511	4,5-Diamino-2-hydroxypyrimidine	$C_4H_6N_4O$	
15.	6.336	0.82	736224	5-Mercapto-1-.beta.-d-ribofurano...	$C_{14}H_{15}Cl_2N_3OS$	
16.	6.508	0.52	464717	5-Mercapto-1-.beta.-d-ribofurano...	-	-
17.	6.742	0.62	552230	2-Propanamine, N-methyl-N-nitroso-	$C_4H_{10}N_2O$	

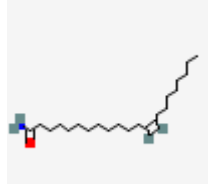
18.	6.857	6.27	5629045	4H-Pyran-4-one, 2,3-dihydro-3,5-...	$C_6H_8O_4$	
19.	7.377	7.65	6865666	2-Butanone, 4-hydroxy-3-methyl-	$C_5H_{10}O_2$	
20.	7.681	2.24	2005165	Hexane, 3-bromo-	$C_6H_{13}Br$	
21.	7.749	2.95	2649357	2-Heptene, 2-methoxy-	$C_8H_{16}O$	
22.	7.909	8.18	7340229	Dimethyl (S)-(-)-malate	$C_6H_{10}O_5$	

23.	8.464	2.68	2408345	Ribitol	$C_5H_{12}O_5$	
24.	8.916	2.98	2670495	2H-Azepin-2-one, hexahydro-7-met..	$C_6H_{11}NO$	
25.	9.225	1.37	1230196	Cyclohexanone, 4-ethoxy-	$C_8H_{14}O_2$	
26.	9.781	0.22	194173	Cyclobutanecarboxylic acid, hexy..	$C_5H_8O_2$	
27.	10.015	2.17	1945488	2-Butenoic acid, 4-hydroxy-, met...	$C_6H_{12}O_4$	

28.	10.118	1.97	1769510	4,6-Di-O-methyl-.alpha.-d-galactose	$C_8H_{16}O_6$	
29.	10.553	0.73	654687	Dodecanoic acid	$C_{12}H_{24}O_2$	
30.	11.451	14.69	13176816	Propanoic acid, 3-(acetylthio)-2...	$C_6H_{10}O_3S$	
31.	12.069	0.77	690414	.beta.-D-Glucopyranose, 4-O-.bet..	$C_7H_{14}O_6$	
32.	12.361	0.59	526940	1,1-Di(isopropyl)-1-silacyclobutane	$C_9H_{20}Si$	

33.	12.573	1.94	1736997	Undecanoic acid	$C_{11}H_{22}O_2$	
34.	12.790	0.22	201341	1-Undecanol, acetate	$C_{13}H_{26}O_2$	
35.	13.208	1.53	1371102	n-Hexadecanoic acid	$C_{16}H_{32}O_2$	
36.	13.322	1.69	1519534	2,5-Piperazinedione, 3,6-bis(2-m.	$C_{18}H_{18}N_2O_2$	
37.	13.454	3.26	2921149	n-Hexadecanoic acid	$C_{16}H_{32}O_2$	

38.	13.929	1.11	995701	Heptadecanoic acid	$C_{17}H_{34}O_2$	
39.	14.604	1.01	909839	Oleic Acid	$C_{18}H_{34}O_2$	
40.	14.753	0.30	271000	Octadecanoic acid	$C_{18}H_{36}O_2$	
41.	14.953	0.25	227994	Cycloeicosane	$C_{20}H_{40}$	
42.	18.260	0.72	642027	Bis(2-ethylhexyl) phthalate	$C_{24}H_{38}O_4$	
43.	20.978	0.72	648371	1,3-Benzenedicarboxylic acid, bi...	$C_{38}H_{20}O_{16}S_4$	

44.	21.316	0.32	289958	13-Docosenamide, (Z)-	$C_{22}H_{43}NO$	 The image shows the chemical structure of (Z)-13-docosenamide. It consists of a long hydrocarbon chain with 22 carbon atoms. At the 13th carbon, there is a double bond in the Z configuration. At the 1st carbon, there is an amide group (-NH2). The structure is drawn in a zig-zag pattern, with the amide group on the left and the long alkyl chain extending to the right.
-----	--------	------	--------	-----------------------	------------------	---