



RESEARCH ARTICLE

# Effect of plant growth regulators for yield enhancement in finger millet under drought stress

Natarajan Sritharan<sup>1,\*</sup>, Karuppasamy Krishna Surendar<sup>2</sup>, Sadasivam Nithila<sup>3</sup>, Chellamuthu Tamilselvi<sup>4</sup>, Ramasamy Anitha<sup>5</sup>, Srinivasagam Krishnakumar<sup>6</sup>, Govindan Senthil Kumar<sup>7</sup>, Arjunan Sumathi<sup>2</sup> & VBR Prasad<sup>1</sup>

<sup>1</sup>Department of Crop Physiology, Tamil Nadu Agricultural University, Coimbatore 641 003, Tamil Nadu, India

<sup>2</sup>Regional Research Station, Aruppukkottai 626 107, Tamil Nadu, India

<sup>3</sup>Horticultural College and Research Institute (Women), Tamil Nadu Agricultural University, Trichy 620 027, Tamil Nadu, India

<sup>4</sup>Krishi Vigyan Kendra, Tamil Nadu Agricultural University, Tirur 602 025, Tamil Nadu, India

<sup>5</sup>Sugarcane Research Station, Tamil Nadu Agricultural University, Cuddalore 607001, Tamil Nadu, India

<sup>6</sup>Krishi Vigyan Kendra, Tamil Nadu Agricultural University, Aruppukkottai 626 107, Tamil Nadu, India

<sup>7</sup>Department of Rice, Tamil Nadu Agricultural University, Coimbatore 641 003, Tamil Nadu, India

\*Email: [sritharan.n@tnau.ac.in](mailto:sritharan.n@tnau.ac.in)

 OPEN ACCESS

ARTICLE HISTORY

Received: 22 October 2024

Accepted: 19 January 2025

Available online

Version 1.0 : 26 January 2025



Additional information

**Peer review:** Publisher thanks Sectional Editor and the other anonymous reviewers for their contribution to the peer review of this work.

**Reprints & permissions information** is available at [https://horizonepublishing.com/journals/index.php/PST/open\\_access\\_policy](https://horizonepublishing.com/journals/index.php/PST/open_access_policy)

**Publisher's Note:** Horizon e-Publishing Group remains neutral with regard to jurisdictional claims in published maps and institutional affiliations.

**Indexing:** Plant Science Today, published by Horizon e-Publishing Group, is covered by Scopus, Web of Science, BIOSIS Previews, Clarivate Analytics, NAAS, UGC Care, etc See [https://horizonepublishing.com/journals/index.php/PST/indexing\\_abstracting](https://horizonepublishing.com/journals/index.php/PST/indexing_abstracting)

**Copyright:** © The Author(s). This is an open-access article distributed under the terms of the Creative Commons Attribution License, which permits unrestricted use, distribution and reproduction in any medium, provided the original author and source are credited (<https://creativecommons.org/licenses/by/4.0/>)

CITE THIS ARTICLE

Sritharan N, Surendar KK, Nithila S, Tamilselvi C, Anitha R, Krishnakumar S, Kumar GS, Sumathi A, Prasad VBR. Effect of Plant Growth Regulators for Yield Enhancement in Finger Millet under Drought Stress. Plant Science Today (Early Access). <https://doi.org/10.14719/pst.6062>

## Abstract

Finger millet (Ragi) is considered as wonder millet because of its high nutritive and therapeutic values. Drought is a major abiotic stress which limits the crop production and yield potential of finger millet. Considering the yield losses faced by the farmers during drought condition, foliar application of plant growth regulators (PGRs) is widely used to improve the physiological response that might lead to rapid changes in phenotype of the plant and enhancing the production of crops. Finger millet is less efficient in partitioning of assimilates and has low actual yield potential even as a C4 crop. To address these issues, experiments were conducted for improving the partitioning efficiency and yield. Hence, an experiment was conducted to mitigate the drought in finger millet through PGRs. The stress was imposed during flowering stage in the finger millet variety CO15 where different kinds of PGRs viz., Brassinosteroid, Salicylic acid and Chloromequat chloride were used in this experiment. After imposing the treatments, physiological, biochemical and yield traits were recorded. Foliar spray of 0.3 ppm brassinosteroid and 100 ppm salicylic acid exhibited superior performance for improving the osmotic potential, reduces the membrane lipid damage, better chlorophyll pigments, nitrate reductase activity and improved antioxidant system which leads to mitigate the negative impacts of drought in finger millet.

## Keywords

finger millet; foliar spray; mitigation and yield; physiological traits

## Introduction

Millets are one of the important major food sources in arid and semiarid regions of the world because of high quantity of proteins, carbohydrates, fatty acids, minerals, vitamins, dietary fibre and polyphenols (1, 2). Among the millets, finger millet is also known as ragi (*Eleusine coracana* L. belongs to Graminae/ Poaceae family and the inflorescence is panicle, which is in the whorl of 2-11 digitate, straight or slightly curved spikes) which is called as "Nutritious millet" as it has fair number of proteins, rich in minerals, calcium, vitamins and fibre content (2). This crop belongs to a broad class of small grains known as minor millets, which are grown in a variety of challenging conditions, primarily in agro ecosystems that are dry, semi-arid, to sub-humid and vulnerable to drought. India is the major finger millet producing country

in Asia (26,13,000 t), followed by Nepal (1,22,000 t), China (79,000 t) and Afghanistan (38,000 t) (3). During 2023-2024, 40.34 lakh tons of ragi were produced in India, with 2.82 lakh tonnes produced in Tamil Nadu (4). Drought is one of the biggest factors affecting crop productivity by affecting many features of plant growth and physiological processes (5). This could lead to a decline in overall crop productions. The world's largest producer of soybeans and maize, the United States, experienced its worst drought in more than half a century in 2012 (6). Every three years, India has had severe and frequent droughts (7) and in the upcoming decades, especially between 2020 and 2050 (8), it is expected that both the frequency and intensity of these events will increase. Because of this, the state of Tamil Nadu noticed one of the worst droughts in 140 years in 2016-17. With an 82% rainfall deficit, one of the lowest in India, the government was forced to proclaim a drought, which caused significant disruptions across the state (9).

Finger millet yield is affected by water deficit and the reduction in yield was upto 50-80% due to the decrease in leaf area, radiation use efficiency, dry matter accumulation, seed weight under drought condition (10). Application of Plant growth regulators (PGRs) is one of the strategies to improve partitioning efficiency of finger millet under drought condition. Plant growth regulators are thought to be small signalling molecules that serve a variety of purposes for plants. Brassinosteroids (BRs) are unique phytohormones exhibited much gas exchange in maize (11) and increased the yield of pearl millet (12). In this light of view, the present investigation was focused to mitigate the drought stress through application of PGRs.

## Materials and Methods

### Experimental site and imposition of stress

The experiment was conducted at Department of Crop Physiology, Tamil Nadu Agricultural University, Coimbatore. Pot mixture was prepared by using red soil, sand and vermicompost in the ratio of 3:1:1 and 12 kg of soil mixture was filled in the pots. The seeds were directly sown in the pot. After the establishment of seedlings, thinning was done to maintain two seedlings per pot uniformly across the replication. The package of practices was carried out as per the Crop Production Guide of Tamil Nadu Agricultural University, Coimbatore. The CO15 variety was used in the experiment and the treatments were as follows: T1: Absolute control (irrigated); T2: drought control; T3: Salicylic acid (100 ppm); T4: Brassinosteroid (0.3 ppm); T5: Chloromequat chloride (200 ppm) and the experiment were set up with three replications, using a factorial completely randomized design (FCRD). The concentration of the PGRs mentioned in this experiment is already used in diverse crop plants and hence, it was used directly without doing any standardization. The treatments were applied to the foliage during the stress, induced at flowering stage. Water was not given for seven days (from day 62 to day 68) and foliar spray was applied on 65<sup>th</sup> day. Using a moisture meter (Data Devices Theta Probe), the moisture content of the soil was measured every day. Data on soil moisture were recorded until the final rewatering, at which point the plant growth regulators were sprayed and the reduction in soil moisture reached around 50% field capacity. The observations were made 1, 2 and 3 days after foliar spray (DAF) of PGRs.

### Measurements on physiological, biochemical and yield attributes

Total chlorophyll content was determined by DMSO method and expressed as mg g<sup>-1</sup> of fresh weight (13). The osmotic potential was measured using a vapour pressure osmometer (Vapour Model 5520 Wescor Inc., Logan, UT, USA) and calculated by using the standard method (14). Nitrate reductase activity (NRase) in leaves was estimated as per the standard protocol and expressed as µg of NO<sub>2</sub> g<sup>-1</sup> h<sup>-1</sup> fresh weight (15). The leaf proline content was measured and reported as mg g<sup>-1</sup> of fresh weight (16). By measuring the MDA equivalents with 2-thiobarbituric acid (TBA), the lipid peroxidation level was calculated and represented in µmol g<sup>-1</sup> of fresh weight (17). Superoxide dismutase (SOD) activity was determined by using nitrobluetetrazolium (NBT) salt and expressed in enzyme units mg<sup>-1</sup>protein (18). At harvest stage, the yield attributes viz., number of productive tillers, ear head length, ear head weight and grain yield were recorded in all the treatments and replications.

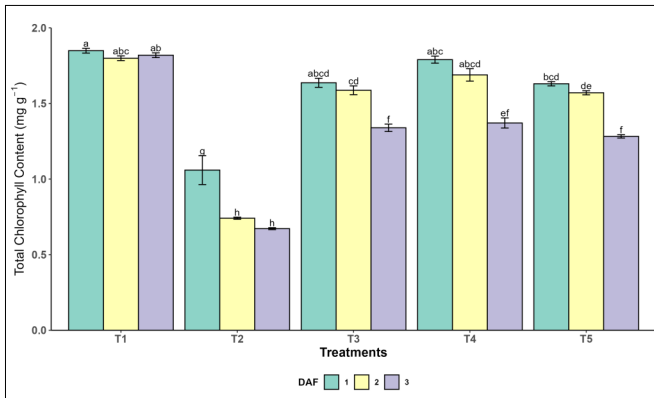
### Statistical Analysis

Factorial Completely Randomized Design (FCRD) analysis was used in this study and mean, standard error, critical difference and ANOVA were computed by using Excel and SPSS 16.0 software packages. MS Excel was used to create the relevant graphs along with the corresponding standard deviation. Finally, the data were tested at five per cent (\*) and one per cent level (\*\*) of significance and where (NS) denotes non-significant.

## Results and Discussion

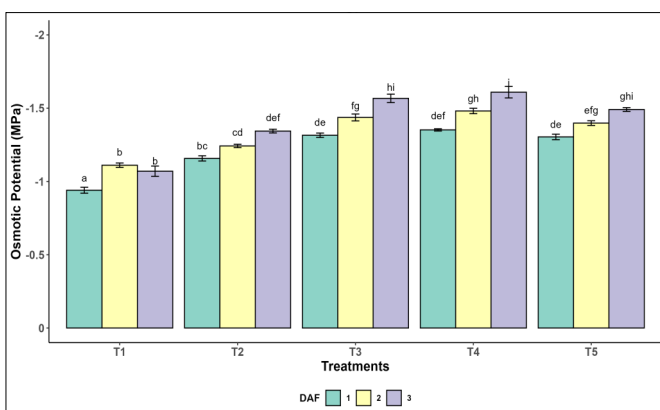
Foliar application of PGRs on physiological, biochemical and yield traits of finger millet were investigated under drought condition. Drought stress is the major factor limiting plant growth and productivity. In addition to strengthening the plant's defence mechanism against dry conditions, plant growth regulators are crucial to the physiological functions of plants (19). In comparison to the control under drought conditions, the kind of drought stress had a significant impact on plant treated with foliar application of PGRs.

Total chlorophyll content indicates the pigment concentration of chlorophyll which absorbs and transfers the light energy from the atmosphere to the micro molecular compounds in chloroplast for the fixation of atmospheric CO<sub>2</sub> for photosynthesis. The drought persuaded alterations in chlorophyll content due to impaired biosynthesis or accelerated pigment degradation. Various studies have shown that the PGRs increased the chlorophyll content under drought conditions (12). The notable observation of present research is that foliar spray of BR (0.3 ppm) followed by SA (100 ppm) increased the total chlorophyll content (Fig. 1). Brassinosteroid activates the enzymes for the synthesis of pigments, cell division and protecting chlorophyll from degradation by chlorophyllase enzyme. The report revealed that highest chlorophyll content was recorded in rice (20), pearl millet (12) and in wheat (21) due to application of BRs. Similarly, application of salicylic acid increased the chlorophyll content in wheat under drought condition (22). This is in confirmation with the present experiment where foliar spray of BR and SA significantly influenced the chlorophyll content. Similar findings were previously reported which stated that application of BR increased the chlorophyll content in aroma rice (23).



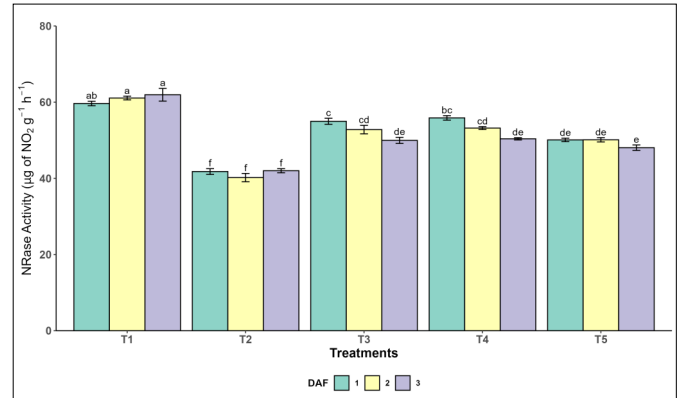
**Fig. 1.** Effect of PGRs on total chlorophyll content (mg/g) in finger millet under flowering stage stress condition (DAF - Days After Foliar application); Different letters in graphs denote significant differences between treatments (LSD test,  $p < 0.05$ ).

Osmotic potential is one of the strategies for a plant to tolerate osmotic and water deficit stresses (19). Foliar application of brassinosteroid has tolerance mechanism as decline in leaf osmotic potential, to sustain their water status in finger millet under drought condition (Fig. 2). Lower osmotic potential maintains turgor pressure which helps to open the stomata and improved the photosynthesis under drought condition (24, 25). Furthermore, BRs' ability to strengthen plants' antioxidant enzyme systems is frequently utilized to help them become more resilient to a variety of abiotic stress (26, 27)



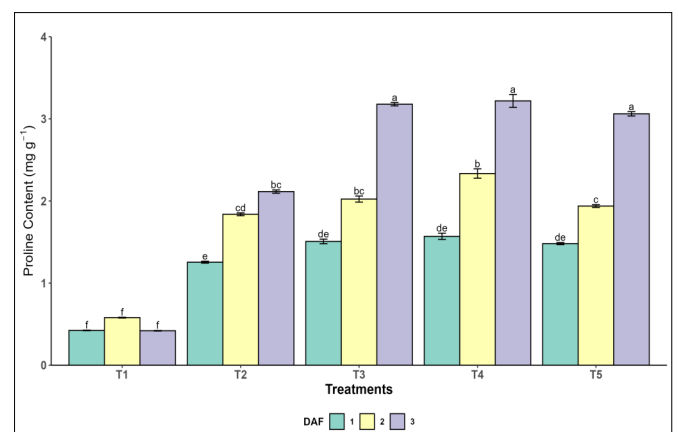
**Fig. 2.** Effect of PGRs on osmotic potential in finger millet under flowering stage stress condition (DAF - Days After Foliar application); Different letters in graphs denote significant differences between treatments (LSD test,  $p < 0.05$ ).

Nitrate reductase (NRase) is an enzyme that is crucial for nitrogen uptake and protein synthesis in plant cells that are extremely vulnerable to drought stress since the plant metabolism and physiological function depends on this enzyme activity (28). Foliar spraying salicylic acid and brassinosteroid was found to be efficient in boosting NRase activity, which is significantly impacted by drought stress (Fig. 3). Brassinosteroid induced the NRase activity observed in the present study which was in accordance with the results reported in groundnut (28). Reports advocated that BR-induced NRase activity may be the result of improved water status in plants under drought stress. BR induced the nucleic acid metabolism and enhanced the plant growth (26) whereas application of salicylic acid protects the NRase activity by induced conservation of water was observed in tomato under stress condition (29). This is in confirmation with previous findings in finger millet and in blackgram who reported that foliar spray of BR improved the NRase activity (30, 31).



**Fig. 3.** Effect of PGRs on NRase activity in finger millet under flowering stage stress condition (DAF - Days after Foliar application); Different letters in graphs denote significant differences between treatments (LSD test,  $p < 0.05$ ).

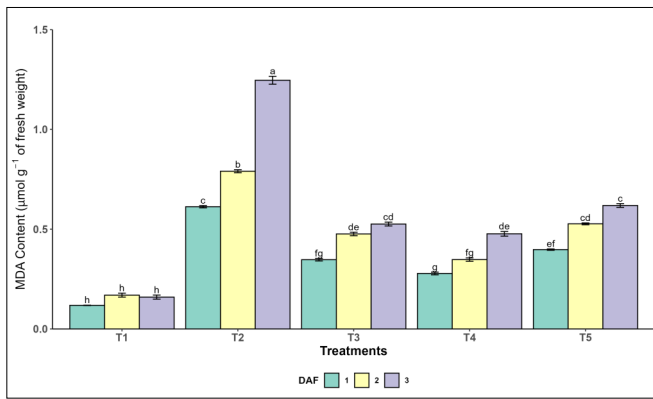
Proline is normally accumulating in large amounts in response to environmental stress (32). Under stressful conditions, proline accumulation affects protein salvation and preserves membrane integrity. It also mitigates oxidation of lipid membranes or photoinhibition, protects the structure of proteins under drought stress. Therefore, these solutes are vital in osmoregulation. Proline accumulation may help with osmotic adjustment at the cellular level (33, 34) and proline buildup was increased in this study by the application of brassinosteroid (Fig. 4). This is confirmation with the previous findings which observed that the application of BR increased the proline accumulation in sheep grass (35).



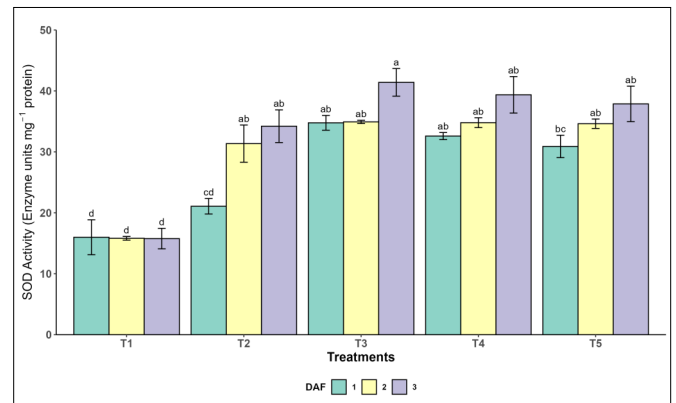
**Fig. 4.** Effect of PGRs on proline content in finger millet under flowering stage stress condition (DAF - Days after Foliar application); Different letters in graphs denote significant differences between treatments (LSD test,  $p < 0.05$ ).

Malondialdehyde (MDA) content significantly increased under drought condition in finger millet. In the present study, foliar spray of BR has a greater potential to mitigate oxidative stress, which lessens their susceptibility to water scarcity. According to our findings, applying salicylic acid and brassinosteroid may enhance the plant's antioxidant defence system by lowering the MDA content (Fig. 5). BR induced regulation of transcription and translation which improves the total proteins and enzyme antioxidants and reduction in MDA content. These results were like the findings in marigold (36) and linseed (37).

Superoxide dismutase (SOD) activity also increased by the application of brassinosteroid (Fig. 6). Brassinosteroid enhanced the expression of biosynthetic genes of these enzyme and increased oxidation was reported (38, 39) These findings, along with a reduction in lipid peroxidation and elevated proline levels, are indicative of the elimination of stressful situations by the activation of SOD enzymes that protect against damage with



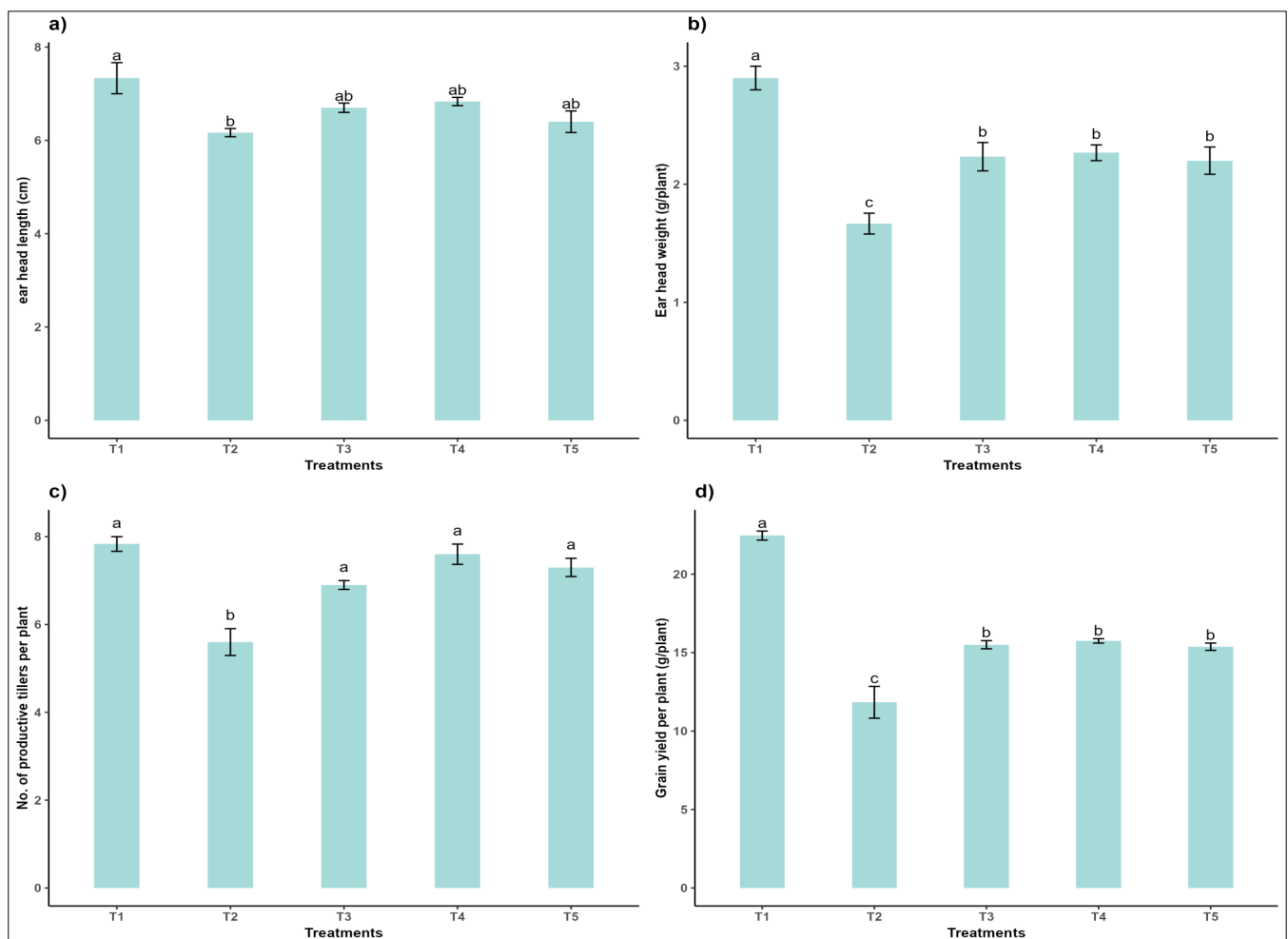
**Fig. 5.** Effect of PGRs on MDA content ( $\mu\text{mol g}^{-1}$  of fresh weight) in finger millet under flowering stage stress condition (DAF - Days after Foliar application); Different letters in graphs denote significant differences between treatments (LSD test,  $p < 0.05$ ).



**Fig. 6.** Effect of PGRs on SOD activity (Enzyme units  $\text{mg}^{-1}$  protein) in finger millet under flowering stage stress condition (DAF - Days after Foliar application); Different letters in graphs denote significant differences between treatments (LSD test,  $p < 0.05$ ).

the application of brassinosteroid. Similarly, it has been observed that brassinosteroid application caused an increase in CAT activity in sorghum under osmotic stress (40). Total proteins and enzymatic antioxidants increased because of BR-induced transcriptional and translational regulation (41). Salicylic acid increases the catalase and SOD activities and increases the plant tolerance to environmental stress (42). Salicylic acid shields the photosynthetic apparatus from ROS induced damage when there is a water deficit condition and protect the plant from injury (43). Our results agreed with the previous research which demonstrated BR application was able to improve the antioxidant enzymes activity in rice (44).

Growth and yield attributes showed positive response to plant growth regulators under water deficit condition. PGRs help in mitigation of water stress and exhibited less yield reduction in wheat (26). Yield improvement by PGRs could be improved the source activity, sink strength and assimilate partitioning (12). In the present study, BR increased the ear length, ear head weight and grain yield which was on par with SA and chlormequat chloride application (Fig. 7). The result of the present study was in conformity with the findings of Sairam (26) in wheat and researcher reported that the application of PGRs enhanced the partitioning efficiency which in turn increased the grain yield in pearl millet (12).



**Fig. 7.** Effect of PGRs on yield attributes in finger millet under flowering stage stress condition (DAF - Days after Foliar application); Different letters in graphs denote significant differences between treatments (LSD test,  $p < 0.05$ ).



## Conclusion

In conclusion, foliar spray of brassinosteroid (0.3 ppm) was found to be effective in improving the physiological and biochemical aspects by exhibiting better yield and yield attributes which was on par with salicylic acid (100 ppm) and chlormequat chloride (200 ppm) under drought condition in finger millet. Hence, this kind of strategy might be followed to improve the crop yield which in turn will reflect in the livelihood of the farming community.

## Acknowledgements

None

## Authors' contributions

NS carried out the experiment and drafted the manuscript. KK carried out the statistics and graphical presentation. SN Editing the manuscript. CT performed the statistical analysis. RA attended the editing work and coordination. SK and GS participated in editing the manuscript and sample analysis. AS and VBR performed the lab work.

## Compliance with ethical standards

**Conflict of interest:** Authors do not have any conflict of interests to declare.

**Ethical issues:** None

## References

- Anjum S, Wang L, Farooq M, Hussain M, Xue L, Zou C. Brassinolide application improves the drought tolerance in maize through modulation of enzymatic antioxidants and leaf gas exchange. *J Agron Crop Sci.* 2011;197(3):177-85. <https://doi.org/10.1111/j.1439-037X.2010.00459.x>
- Aslam M, Khan IA, Saleem M, Ali Z. Assessment of water stress tolerance in different maize accessions at germination and early growth stage. *Pak J Bot.* 2006;38(5):1571-79.
- Gomez M, Gupta S. Millets. In: *Encyclopedia of Food Sciences and Nutrition.* 2003. p. 3974-3979.
- [https://apeda.gov.in/milletportal/files/Statewise\\_Millet\\_Production.pdf](https://apeda.gov.in/milletportal/files/Statewise_Millet_Production.pdf)
- Wang W, Vinocur B, Altman A. Plant responses to drought, salinity and extreme temperatures: towards genetic engineering for stress tolerance. *Planta.* 2003; 218(1):1-14. <https://doi.org/10.1007/s00425-003-1105-5>
- Starita, J., Dahab, M. Lenton, R. Drought hits the heartland of USA. *Stockholm Water Front.* 2012; 4 (December). 6-8 pp.
- Mishra, Vimal, Aadhar, Saran, Asoka, Akarsh, Pai, Sivananda and Kumar, Rohini, "On the frequency of the 2015 monsoon season drought in the Indo-Gangetic Plain", *Geophysical Research Letters,* 2016; 43, 23, 12-102.
- Kulkarni, Ashwini, Gadgil, Sulochana and Patwardhan, Savita, "Monsoon variability, the 2015 Marathwada drought and rainfed agriculture", *Current Science,* 2016;111 (7): 1182-93.
- Kedia, Shruti, 15 May 2017, "The biggest drought in 140 years- why Tamil Nadu must concern us all", <https://yourstory.com/2017/05/tamil-nadu-farm-crisis/amp>
- Maqsood M, Ali SA. Effects of environmental stress on growth, radiation use efficiency and yield of finger millet (*Eleusine coracana*). *Pak J Bot.* 2007;39(2):463-65. [https://www.pakbs.org/pjbot/PDFs/39\(2\)/PJB39\(2\)463.pdf](https://www.pakbs.org/pjbot/PDFs/39(2)/PJB39(2)463.pdf)
- Nazir F, Hussain A, Fariduddin Q. Interactive role of epibrassinolide and hydrogen peroxide in regulating stomatal physiology, root morphology, photosynthetic and growth traits in *Solanum lycopersicum* L. under nickel stress. *Environ Exp Bot.* 2019;162:479-95. <https://doi.org/10.1016/j.envexpbot.2019.03.021>
- Sivakumar R, Pathmanaban G, Kalarani M, Vanangamudi M, Srinivasan P. Effect of foliar application of growth regulators on biochemical attributes and grain yield in pearl millet. *Indian J Plant Physiol.* 2002;7(1):79-82.
- Hiscox J, Israelstam G. A method for the extraction of chlorophyll from leaf tissue without maceration. *Can J Bot.* 1979;57(12):1332-34. <https://doi.org/10.1139/b79-163>
- Babu RC, Pathan MS, Blum A, Nguyen HT. Comparison of measurement methods of osmotic adjustment in rice cultivars. *Crop Sci.* 1999;39(1):150-58. <https://doi.org/10.2135/cropsci1999.0011183X003900010024x>
- Nicholas JC, Harper JE, Hageman RH. Nitrate reductase activity in soybeans (*Glycine max* [L.] Merr.): I. effects of light and temperature. *Plant Physiol.* 1976;58(6):731-35. <https://doi.org/10.1104/pp.58.6.731>
- Bates LS, Waldren RP, Teare I. Rapid determination of free proline for water-stress studies. *Plant Soil.* 1973;39(1):205-07. <https://doi.org/10.1007/BF00018060>
- Hodges DM, DeLong JM, Forney CF, Prange RK. Improving the thiobarbituric acid-reactive-substances assay for estimating lipid peroxidation in plant tissues containing anthocyanin and other interfering compounds. *Planta.* 1999;207(4):604-11. <https://doi.org/10.1007/s004250050524>
- Beauchamp C, Fridovich I. Superoxide dismutase: improved assays and an assay applicable to acrylamide gels. *Anal Biochem.* 1971;44(1):276-87. [https://doi.org/10.1016/0003-2697\(71\)90370-8](https://doi.org/10.1016/0003-2697(71)90370-8)
- Nair VD, Cheruth AJ, Gopi R, Gomathinayagam M, Panneerselvam R. Antioxidant potential of *Ocimum sanctum* under growth regulator treatments. *EurAsian J BioSci.* 2009; 3(2):1-9. <https://doi.org/10.5053/ejobios.2009.3.0.1>
- Maibangsa S, Thangaraj M, Stephen R. Effect of brassinosteroid and salicylic acid on rice (*Oryza sativa* L.) grown under low irradiance condition. *Indian J Agric Res.* 2000;34(4):258-60.
- Sairam R. Effects of homobrassinolide application on plant metabolism and grain yield under irrigated and moisture-stress conditions of two wheat varieties. *Plant Growth Regul.* 1994; 14(2):173-81. <https://doi.org/10.1007/BF00025220>
- Yavas I, Unay A. Effects of zinc and salicylic acid on wheat under drought stress. *J Anim Plant Sci.* 2016;26(4):1012-18.
- Liu J, Lai R, He L, Xing P, Luo H, Yang S, Zou Y, Tang X. Foliar application of brassinolide induced regulation of grain yield and quality, antioxidant responses and aroma in fragrant rice. *Phyton,* 2022. <https://doi.org/10.32604/phyton.2022.017634>.
- Meng JF, Xu TF, Wang ZZ, Fang YL, Xi ZM, Zhang ZW. The ameliorative effects of exogenous melatonin on grape cuttings under water deficient stress: antioxidant metabolites, leaf anatomy and chloroplast morphology. *J Pineal Res.* 2014;57(4):200-12. <https://doi.org/10.1111/jpi.12159>
- Anjum SA, Ashraf U, Tanveer M, Khan I, Hussain S, Shahzad B et al. Drought induced changes in growth, osmolyte accumulation and antioxidant metabolism of three maize hybrids. *Front Plant Sci.* 2017; 8:69. <https://doi.org/10.3389/fpls.2017.00069>
- Shahzad B, Tanveer M, Zhao C, Rehman A, Cheema SA, Sharma A et al. Role of 24-epibrassinolide (EBL) in mediating heavy metal and pesticide induced oxidative stress in plants: a review. *Ecotoxicol Environ Saf.* 2018;147:935-44. <https://doi.org/10.1016/j.ecoenv.2017.09.066>

27. Azcon R, Gomez M, Tobar R. Physiological and nutritional responses by *Lactuca sativa* L. to nitrogen sources and mycorrhizal fungi under drought conditions. *Biol Fertil Soils*. 1996;22(1-2):156-61. <https://doi.org/10.1007/bf00384448>
28. Prakash M, Saravanan K, Kumar B, Ganesan J. Effect of brassinosteroids on certain biochemical parameters in groundnut (*Arachis hypogaea* L.). *Indian J Plant Physiol*. 2003;8(3):313-15.
29. Umebese C, Olatimilehin T, Ogunsusi T. Salicylic acid protects nitrate reductase activity, growth and proline in amaranth and tomato plants during water deficit. *Am J Agric Biol Sci*. 2009;4(3):224-29. <https://doi.org/10.3844/ajabssp.2009.224.229>
30. Vijay, Prabha, Alagarwamy, Senthil N, Sritharan, Parasuraman, Boominathan. Effect of foliar application of plant growth regulators and nutrients on physiological traits of finger millet (*Eleusine coracana*). *Research on Crops*. 2016;17. 483. <https://doi.org/10.5958/2348-7542.2016.00079.6>
31. Krishna Surendar K, Vincent S, Mallika V, Vijayaraghavan H. Plant growth regulators and nitrogen responses on improving nutrient content of blackgram (*Vigna mungo* L.). *Plant Gene and Trait*, 2013; 4: 66-9. <https://doi.org/10.5376/pgt.2013.04.0012>
32. Dar MI, Naikoo MI, Rehman F, Naushin F, Khan FA. Proline accumulation in plants: roles in stress tolerance and plant development. In: *Osmolytes and Plants Acclimation to Changing Environment: Emerging Omics Technologies*. Springer; 2016. p. 155-66.
33. Anjum F, Rishi V, Ahmad F. Compatibility of osmolytes with Gibbs energy of stabilization of proteins. *Biochim Biophys Acta*. 2000;1476(1):75-84. [https://doi.org/10.1016/s0167-4838\(99\)00215-0](https://doi.org/10.1016/s0167-4838(99)00215-0)
34. Reddy AR, Chaitanya KV, Vivekanandan M. Drought-induced responses of photosynthesis and antioxidant metabolism in higher plants. *J Plant Physiol*. 2004;161(11):1189-202. <https://doi.org/10.1016/j.jplph.2004.01.013>
35. Jun Lv, Zong, Xue-feng, Shakeel Ahmad, Anjum, Wu, Xiao, Wu, Chao, Li, Yun-peng, Wang, San-gen. Alteration in morpho-physiological attributes of *Leymus chinensis* (Trin.) Tzvelev by exogenous application of brassinolide under varying levels of drought stress. *Chilean Journal of Agricultural Research*, 2020: 80(1): 61-71. <https://doi.org/10.4067/S0718-58392020000100061>
36. Hemmati K, Ebadi A, Khomari S, Sedghi M. Influence of ascorbic acid and 24-epibrassinolide on physiological characteristics of pot marigold under water-stress condition. *J Plant Interact*. 2018;13(1):364-72. <https://doi.org/10.1080/17429145.2018.1483033>
37. Bakry B, El-Hariri D, Sadak M, El-Bassiouny H. Drought stress mitigation by foliar application of salicylic acid in two linseed varieties grown under newly reclaimed sandy soil. *J Appl Sci Res*. 2012;8(7):3503-14.
38. Ogwenjo JO, Song XS, Shi K, Hu WH, Mao WH, Zhou YH, et al. Brassinosteroids alleviate heat-induced inhibition of photosynthesis by increasing carboxylation efficiency and enhancing antioxidant systems in *Lycopersicon esculentum*. *J Plant Growth Regul*. 2008;27(1):49-57. <https://doi.org/10.1007/s00344-007-9030-7>
39. Shahbaz M, Ashraf M. Does exogenous application of 24-epibrassinolide ameliorate salt induced growth inhibition in wheat (*Triticum aestivum* L.)? *Plant Growth Regul*. 2008;55(1):51-64. <https://doi.org/10.1007/s10725-008-9262-y>
40. Vardhini BV, Rao S, Rao K. Effect of brassinolide on growth, yield, metabolite content and enzyme activities of tomato (*Lycopersicon esculentum*) Mill. In: *Recent Advances in Plant Biotechnology and its Applications*. New Delhi: IK International Publishing House Ltd.; 2008. p. 133-9.
41. Fariduddin Q, Hayat S, Ahmad A. Salicylic acid influences net photosynthetic rate, carboxylation efficiency, nitrate reductase activity and seed yield in *Brassica juncea*. *Photosynthetica*. 2003;41(2):281-84. <https://doi.org/10.1023/B:PHOT.0000011962.05991.6c>
42. Anosheh HP, Emam Y, Ashraf M, Foolad M. Exogenous application of salicylic acid and chlormequat chloride alleviates negative effects of drought stress in wheat. *Adv Stud Biol*. 2012;4(11):501-20.
43. Tiwari A, Rastogi A, Singh V, Arunachalam A. Effect of water stress on oxidative damage and antioxidant enzyme activity in finger millet and barnyard millet. *Indian J Hill Farm*. 2020;33(1):36-45.
44. Wang SQ, Zhao HH, Zhao LM, Gu CM, Pan GJ. Application of brassinolide alleviates cold stress at the booting stage of rice. *Journal of Integrative Agriculture*, 2020;19(4):975-87. [https://doi.org/10.1016/S2095-3119\(19\)62639-0](https://doi.org/10.1016/S2095-3119(19)62639-0)