



RESEARCH ARTICLE

# Rapid depletion of total sugars in stored sweet corn seeds limits shelf life

Ashoknarayanan S<sup>1</sup>, Umarani R<sup>2\*</sup>, Vanitha C<sup>2</sup>, Eevera T<sup>1</sup>, Djanaguiraman M<sup>4</sup>, Sudha P<sup>3</sup> & Anand T<sup>2</sup>

<sup>1</sup>Department of Seed Science and Technology, Tamil Nadu Agricultural University, Coimbatore 641 003, Tamil Nadu, India

<sup>2</sup>Seed Centre, Tamil Nadu Agricultural University, Coimbatore 641 003, Tamil Nadu, India

<sup>3</sup>Department of Food Processing and Engineering, Tamil Nadu Agricultural University, Coimbatore 641 003, Tamil Nadu, India

<sup>4</sup>Department of Crop Physiology, Tamil Nadu Agricultural University, Coimbatore 641 003, Tamil Nadu, India

\*Email: [umarani.tnau@gmail.com](mailto:umarani.tnau@gmail.com)



## ARTICLE HISTORY

Received: 18 November 2024

Accepted: 04 January 2025

Available online

Version 1.0 : 24 January 2025



## Additional information

**Peer review:** Publisher thanks Sectional Editor and the other anonymous reviewers for their contribution to the peer review of this work.

**Reprints & permissions information** is available at [https://horizonepublishing.com/journals/index.php/PST/open\\_access\\_policy](https://horizonepublishing.com/journals/index.php/PST/open_access_policy)

**Publisher's Note:** Horizon e-Publishing Group remains neutral with regard to jurisdictional claims in published maps and institutional affiliations.

**Indexing:** Plant Science Today, published by Horizon e-Publishing Group, is covered by Scopus, Web of Science, BIOSIS Previews, Clarivate Analytics, NAAS, UGC Care, etc See [https://horizonepublishing.com/journals/index.php/PST/indexing\\_abstracting](https://horizonepublishing.com/journals/index.php/PST/indexing_abstracting)

**Copyright:** © The Author(s). This is an open-access article distributed under the terms of the Creative Commons Attribution License, which permits unrestricted use, distribution and reproduction in any medium, provided the original author and source are credited (<https://creativecommons.org/licenses/by/4.0/>)

## CITE THIS ARTICLE

Ashoknarayanan S, Umarani R, Vanitha C, Eevera T, Djanaguiraman M, Sudha P, Anand T. Rapid depletion of total sugars in stored sweet corn seeds limits shelf life. Plant Science Today (Early Access). <https://doi.org/10.14719/pst.6141>

## Abstract

Sweet corn, a naturally occurring mutant of field corn, is characterized by elevated levels of water-soluble polysaccharides due to the inhibition of sugar-to-starch conversion during seed development. This mutation results in seeds with lower carbohydrate reserves, which pose challenges such as reduced germination, seed vigour, poor field establishment, and limited shelf life. In this study, we investigated the relationship between food reserve levels and seed germination and vigour in sweet corn over a storage period. Seeds from both sweet and field corn, each with 8% moisture content, were stored under three conditions: ambient air, nitrogen, and vacuum. After six months, sweet corn seeds exhibited a 30% decrease in germination under ambient conditions, accompanied by a 73% reduction in total sugars. In contrast, field corn seeds showed a 6% decrease in germination and a 22% reduction in total starch under the same conditions. Notably, seed germination and seedling dry matter production were significantly and positively correlated with food reserve levels in both sweet and field corn across all storage environments. Total sugars were identified as a significant contributor to seed germination in sweet corn ( $p < 0.05$ ), with regression models showing high  $R^2$  values (0.9860 to 0.9998), indicating strong alignment with the observed data. These findings suggest that the depletion of total sugars in sweet corn seeds, driven by respiration and oxidation during storage, plays a critical role in the decline of seed quality and shelf life.

## Keywords

field corn; food reserves; seed vigour; shelf life; sweet corn

## Introduction

Sweet corn is well known worldwide for its distinct creamy, juicy, sweet taste, crispness, and pleasant flavour. It is a rich source of vitamins A and C, as well as several minerals and it is becoming increasingly popular because it contains zein, a protein used in medicine to produce nutraceuticals (1). Zein is particularly beneficial in nutraceuticals due to its excellent biocompatibility, biodegradability, and ability to encapsulate and deliver bioactive compounds effectively (2). The United States is the leading producer of sweet corn, followed by Japan, Canada, France, and Taiwan. The size of the sweet corn seed market worldwide is currently US\$ 820.3 million, and it is predicted to reach US\$ 1.19 billion by the end of 2033,

increasing at a consistent 3.8% compound annual growth rate (CAGR) <https://www.factmr.com/report/399/sweet-corn-seed-market>.

Sweet corn is a naturally occurring mutant variety of "starchy" or field corn (3). Genetically, sweet corn differs from field corn because it carries homozygotes for one or more recessive genes involved in the biosynthesis of starch, which regulates the conversion of sugar to starch and ultimately results in ripened seeds with comparatively higher sugar and lower starch content (4). Field corn seeds are composed of 27% carbohydrates, 18% protein, 1% sugar, 6% fat, and 26% fiber, whereas sweet corn seeds consist of 6.8% carbohydrate, 6.2% protein, 13% sugars, 2% fat, and 6.8% fiber (5). Genetically engineered corn can be produced from three varieties: high amylose (40–70% amylose content), waxy (nearly 100% amylopectin starch), and sugary (lower starch but higher sucrose content) (6). Mutation in genes that inhibit the conversion of sugar into starch results in significantly increased levels of water-soluble polysaccharides (WSPs) and twice the sugar content of field corn (7). The main component extracted from the WSP fraction of sweet corn is phytoglycogen, a polysaccharide composed of glucose molecules linked by  $\alpha$ -1,4- and  $\alpha$ -1,6-glucosidic bonds (8). The accumulation of phytoglycogen results in a creamy texture. However, the rapid conversion of sugar to phytoglycogen after harvest is a major problem affecting seed quality (9).

Sweet corn production is plagued by low seed germination and vigour, poor field establishment, and limited shelf life. Seed germination and vigour are influenced by genotype, which determines intrinsic potential; environmental factors like temperature and moisture; soil-borne diseases that impede growth; and storage duration, which affects seed viability and metabolic integrity (10). Field stand issues are often related to the inherent poor seed vigour and storability of the seeds (11). The poor field stands of sweet corn are associated with insufficient seedling energy reserves due to reduced starch concentrations (12). Similarly, *shrunk2* (*sh2*) hybrids which are super sweet corn varieties that carry the *shrunk2* gene lack sufficient storage carbohydrates for seedling growth compared to normal sweet corn and *sh2* plants are unable to utilize available carbohydrate reserves (13, 14). The typical *sh2* corn seeds are depleted of starch after four days of germination (11). The lower seed weight of *sh2* corn compared with that of normal endosperm corn is the result of low levels of stored carbohydrates (15). The presence of more sugar in the kernel is typically associated with decreased seedling vigour in endosperm mutant seeds. The *sh2* genotype may also be associated with dysfunction of the scutellum or carbohydrate metabolism axis.

Thus, the poor seed quality of sweet corn is largely attributed to its low levels of stored carbohydrates. To address this issue, it is crucial to study the correlation between the depletion of food reserves and the decline in seed germination and vigour during storage. Additionally, there is a need to develop standardized storage technologies to minimize the loss of stored food reserves. Therefore, this study was conducted to investigate changes

in kernel food reserve composition and their impact on seed germination during the storage of sweet corn seeds under ambient and modified atmospheric storage conditions. Furthermore, correlation analysis and regression equations were established to understand the impact of kernel food reserves on seed germination and vigour.

## Materials and Methods

Sweet corn seeds of the variety *Indum Suruchi* were obtained from Indo-American Hybrid Seeds, Bangalore, Karnataka and field corn seeds of the hybrid *CO H(M) 8* were obtained from the Department of Millets, Tamil Nadu Agricultural University (TNAU), Coimbatore, Tamil Nadu. Seeds of sweet corn and field corn were dried to 8% moisture content and packed in 700-gauge polythene bags to expose the seeds to three storage environments such as ambient air, N<sub>2</sub> (100%) and vacuum (16). The seeds were stored for six months under ambient conditions at the Department of Seed Science and Technology, TNAU, Coimbatore. The stored seeds were subjected to an analysis of seed germination and vigour and food reserve analysis at monthly intervals for all treatments.

Germination tests were conducted with three replicates, each consisting of 100 seeds on germination paper. After that, the seeds were incubated in a germination chamber at 25°C ± 3°C with 1000 lux light for 7 days. The number of germinated seeds was counted daily and reported as the speed of germination. Based on the number of germinated seeds, germination percentage ( $G\% = \frac{\sum(G_t/G_i)}{t}$ , where  $G_t$  is the number of germinated seeds on day  $t$ ), and the  $G_i$  total number of seeds sown and the vigour index ( $VI = G\% \times SL$ , where  $SL$  is seedling length) were calculated (17, 18). Later, the seedlings were dried in a hot air oven maintained at 85 ± 2°C for 24h, cooled in a desiccator, and weighed (19). The result was expressed as dry matter production ( $g\ 10\ seedlings^{-1}$ ).

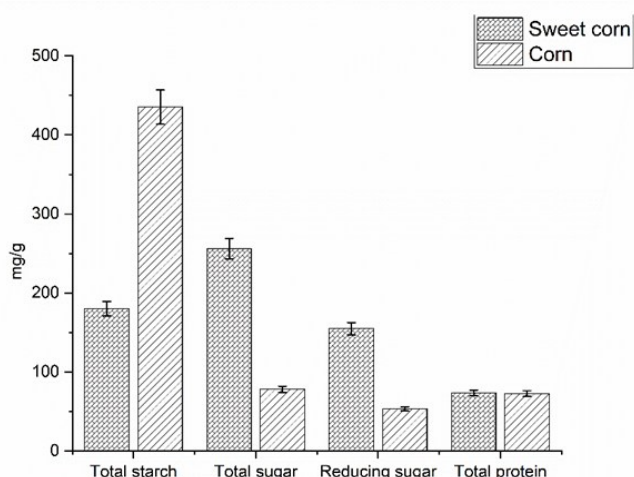
The total starch content in the seeds was determined by following the method mentioned in previous research (20). Native starches in seeds (100 g) of sweet corn and field corn were isolated with toluene alcohol and then extracted with ethanol and hot water. The starch content was then measured spectrophotometrically at 490 nm using the phenolic-sulfuric method. The total sugar content in the seeds was determined using the phenol-sulfuric method (21). Ground seed samples (100 mg) of sweet corn and field corn were sieved using 40µm-mesh sieves, and sugars were extracted with hot 80% ethanol in three repetitions. The combined ethanol extracts were then analyzed spectrophotometrically at 490nm. The reducing sugars in sweet corn seeds were determined by the 3, 5-dinitrosalicylic acid method (22). The total seed protein content was determined using Lowry's method (23) using hot trichloroacetic acid precipitation and alkaline reagent extraction. The extract was then reacted with Folin-Ciocalteu reagent, and the absorbance at 750nm was measured to quantify the protein content in the seeds.

## Statistical Analysis

Origin software version 2024b was used to plot the storage data. The Pearson correlation coefficients were calculated and tested for significance at  $p < 0.01$  and  $p < 0.05$  (24) for the germination with kernel food reserve components. The relationships were then plotted in Origin software (version 2024b). Regression equations between seed germination, vigour and food reserve components were generated in XLSTAT Version 2019.

## Results and Discussion

Seeds primarily store reserve foods in the form of carbohydrates, fats and proteins. The availability of food reserves is one of the important factors influencing seed storage potential as revealed by the theory of starvation of meristematic cells (25). Initially, sweet corn seeds contained 180.2mg/g total starch and 256mg/g total sugar, whereas field corn seeds contained 435.2mg/g and 78.1mg/g, respectively (Fig. 1). Thus, food reserves in field corn seeds were dominated by total starch, while sweet corn was rich in total sugar.



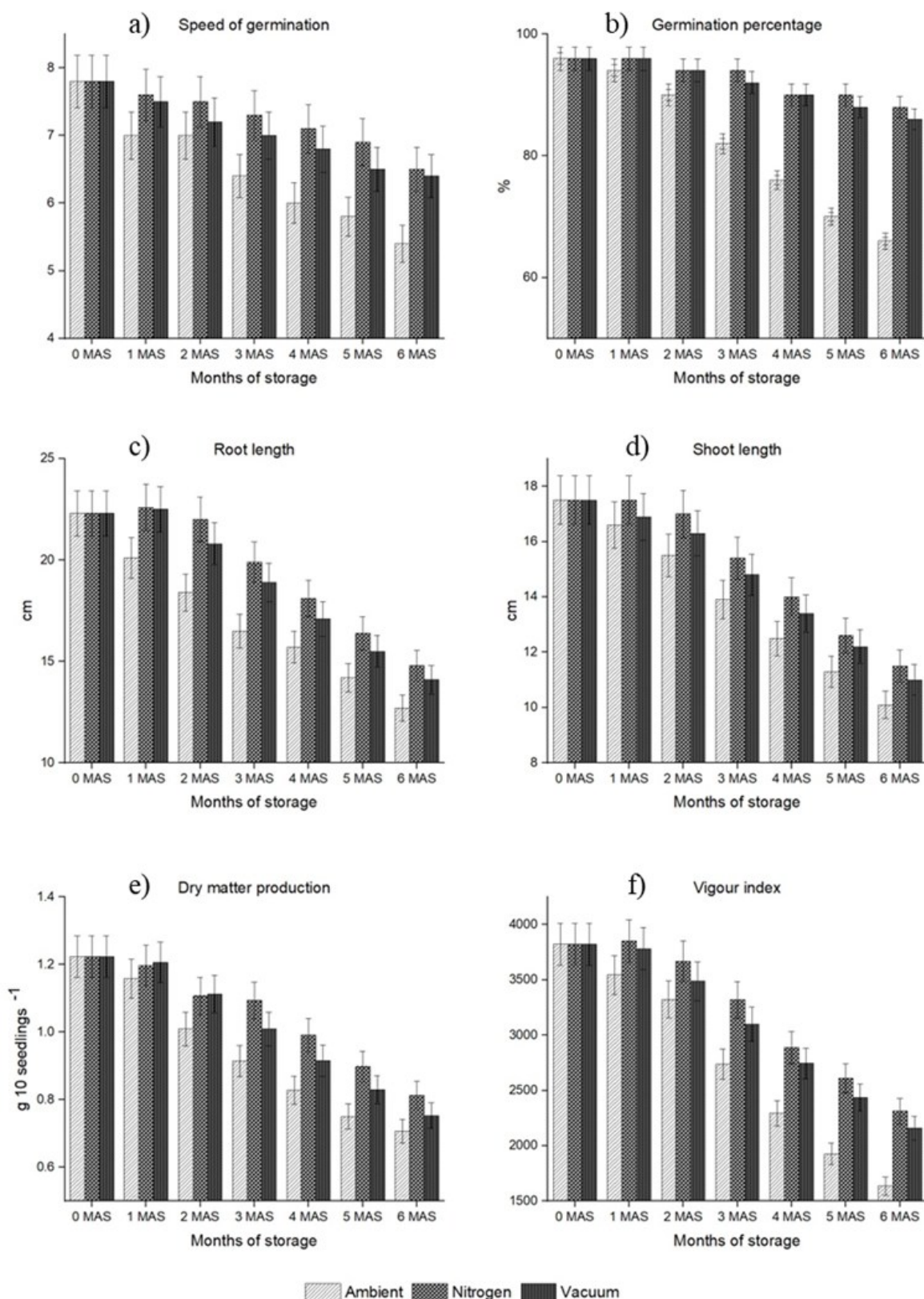
**Fig. 1.** Food reserves in sweet corn and field corn during initial storage.

Both seed types were stored for six months in three environments such as ambient air, nitrogen and vacuum. Although initial germination of 96% was recorded for both sweet corn and field corn, after 6 months of storage, only 66% germination was recorded for sweet corn, while 90% germination was recorded for field corn under ambient air. The rate of decrease in seed vigour parameters was greater in sweet corn than in field corn (Fig. 2, 3). Sweet corn is generally more susceptible to germination loss compared to field corn due to its unique genetic and physiological characteristics. The sugary (su) endosperm, associated with sweet corn, has been shown to result in reduced germination and shorter seedlings compared to the starchy (Su) endosperm found in field corn (26). Additionally, the presence of the *ae* gene in sweet corn seeds further contributes to decreased seedling emergence and early growth, as it manifests in lower seed vigour (27). The shrunken-2 (*sh2*) genotype, which is

common in sweet corn, exacerbates this susceptibility due to the smaller and lighter seeds with a lower endosperm-to-embryo dry weight ratio compared to su or normal plants, making them highly prone to fungal rot during field germination (27, 28). The biochemical composition of sweet corn seeds, characterized by a small endosperm, small embryo, high sugar content, and low starch content, further increases their vulnerability to fungal and soilborne pathogens (29). These factors also promote electrolyte leakage through pericarp fractures, stimulating fungal growth and infection, which further hampers germination (15, 29, 30). In contrast, field corn has a higher starch content and more robust seed structure, providing greater resistance to such challenges. Thus, the distinct seed morphology and biochemical composition of sweet corn make it more prone to germination loss under suboptimal conditions. Over six months of storage, the greatest decrease in food reserves occurred under ambient air conditions, followed by vacuum and nitrogen, for both sweet corn and field corn (Fig. 4, 5). At the same time, the decrease in food reserves over six months of storage was greater in sweet corn than in field corn under all three storage conditions, such as ambient air, vacuum and nitrogen (Fig. 4, 5). Furthermore, in both sweet corn and field corn, the rate of decrease in seed germination and seedling vigour was found to be gradual when stored in nitrogen and vacuum, while it showed a steep decrease when stored in ambient air (Fig. 2, 3).

Food reserves in the endosperm is one of the factors that affect the shelf life of seeds, since seeds require a source of energy for germination after storage (14, 27). The consumption of reserves stored in the endosperm is one of the major causes of the loss of viability of primed rice seeds (31). Pre-consumption of stored reserves might result in a breakdown of the food transport system (31, 32). Respiration is a process that occurs in seeds, by which glucose, along with oxygen molecules, is converted into CO<sub>2</sub> and energy for further utilization in metabolic activities (33). It is one of the important aspects that leads to loss of food reserves such as decrease in protein and non-reducing sugars along with increase in levels of reducing sugars and free fatty acids (34). Ambient oxygen is known to trigger a series of metabolic changes, such as an increase in respiration, consumption of storage reserves, accumulation of ROS and loss of membrane integrity, culminating in seed deterioration (35). Sweet corn and field corn differ significantly in their carbohydrate composition and metabolic activity, influencing their responses to ambient oxygen. Sweet corn has higher concentrations of simple sugars such as sucrose, glucose, and fructose, while field corn primarily stores carbohydrates as starch, which is metabolized more slowly (3). The abundance of simple sugars in sweet corn leads to higher respiration rates, causing faster depletion of energy reserves compared to field corn (11). In sweet corn, rapid sugar depletion also weakens antioxidant defense, exacerbating oxidative damage and membrane integrity loss (36). In contrast, field corn's reliance on starch mobilization slows its metabolic activity, providing greater stability under similar conditions (3).



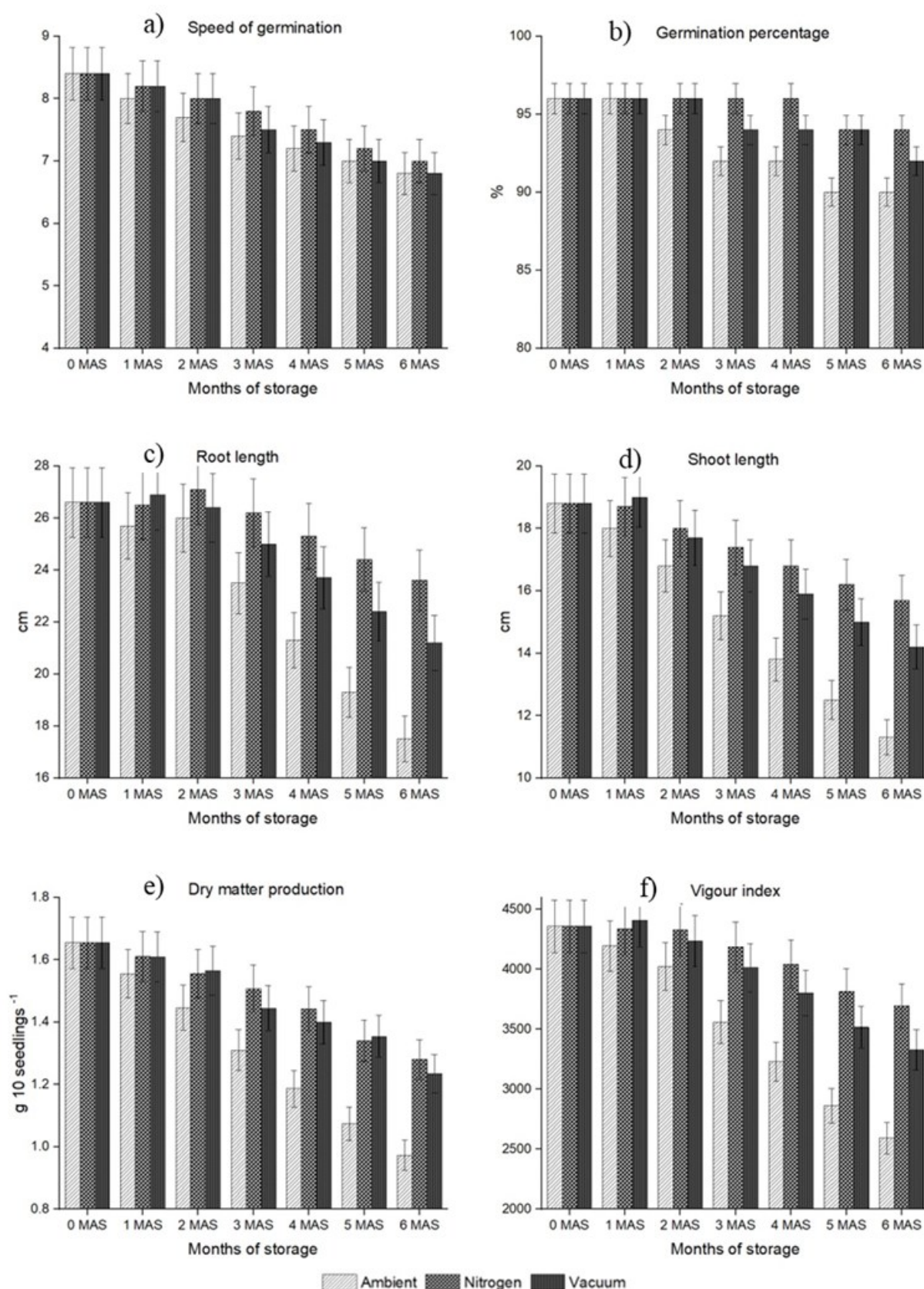


**Fig. 2.** Effect of modified atmospheric storage on physiological parameter of sweet corn seeds.

High respiration rate can lead to rapid loss of seed reserves of energy and food supplies, especially in the embryo that can result in seeds not being able to germinate (37). Between the total sugars found in sweet corn and total starch stored in field corn, the former is the readily available substrate for respiration; hence, food reserves in sweet corn are more prone to rapid depletion (11). Thus, irrespective of the mechanisms that may be associated with seed deterioration, the loss of seed germination

potential of orthodox seeds is known to be significantly influenced by rate of respiration (34). Therefore, reducing oxygen levels in the seed storage environment can lower the rate of respiration and slow the depletion of food reserve, thereby extending seed shelf life.

Seeds also undergo oxidation, which results in faster seed deterioration (38). In particular, oxidative stress might be reduced in oxygen-free storage atmospheres (39, 40). The effect of oxygen on seed deterioration was found to be



**Fig. 3.** Effect of modified atmospheric storage on physiological parameter of field corn seeds.

greater when the seeds were stored at a lower moisture content (41). It should be noted that seed deterioration during storage could result in marked changes in the content and activity of enzymes capable of degrading stored reserves (42-44). Low rates of reduction in germination in oxygen-depleted atmospheric

environments were observed for chickpeas, soybeans and carioca beans (45-47). A greater than 90% germination capacity was maintained for chickpeas stored under a combination of 80% CO<sub>2</sub> and 20% N<sub>2</sub> for one year (45). Similarly, in another study, soybean plants maintained their germination capacity when stored under CO<sub>2</sub>

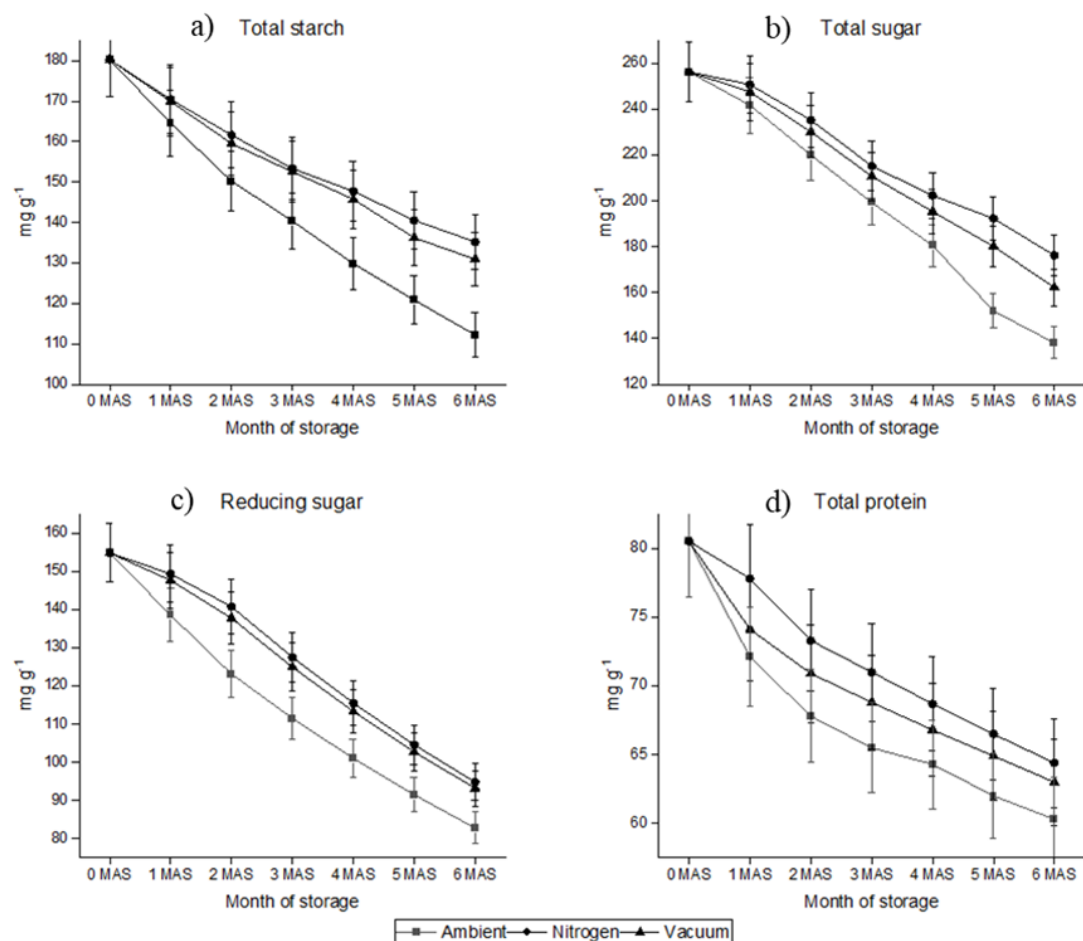


Fig. 4. Effect of modified atmospheric storage on food reserves of sweet corn seeds.

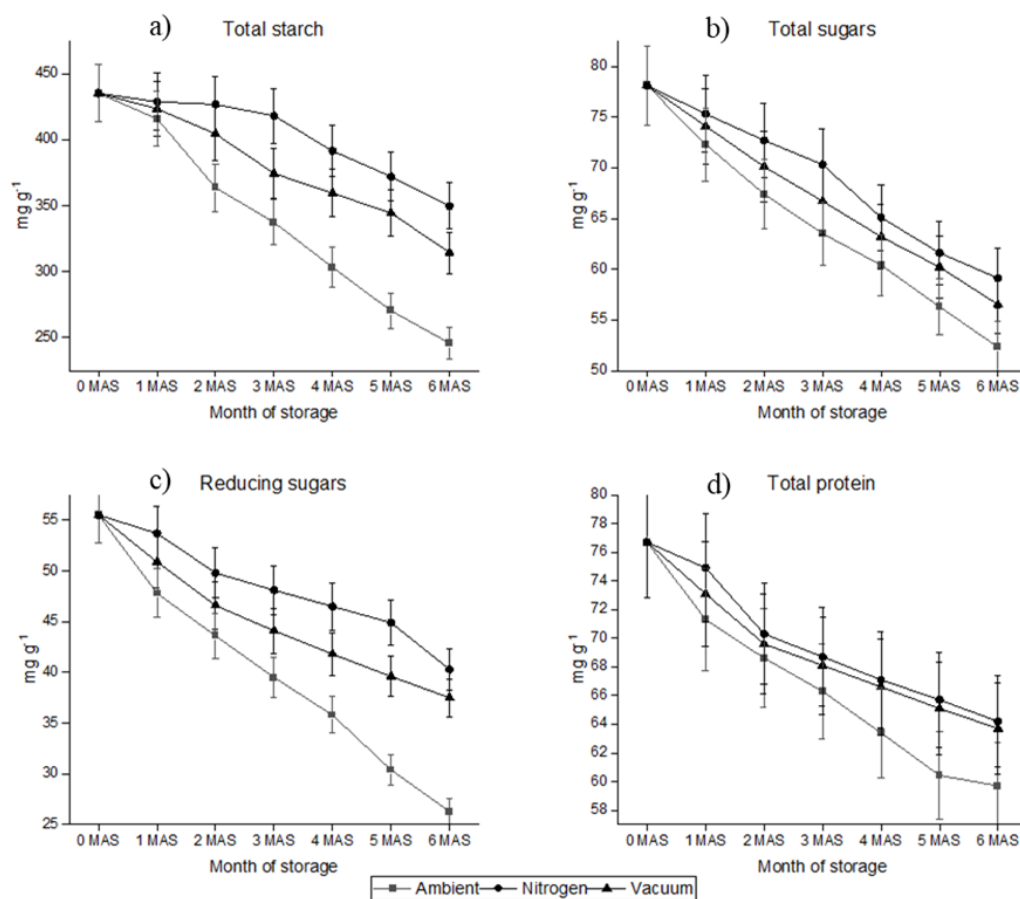


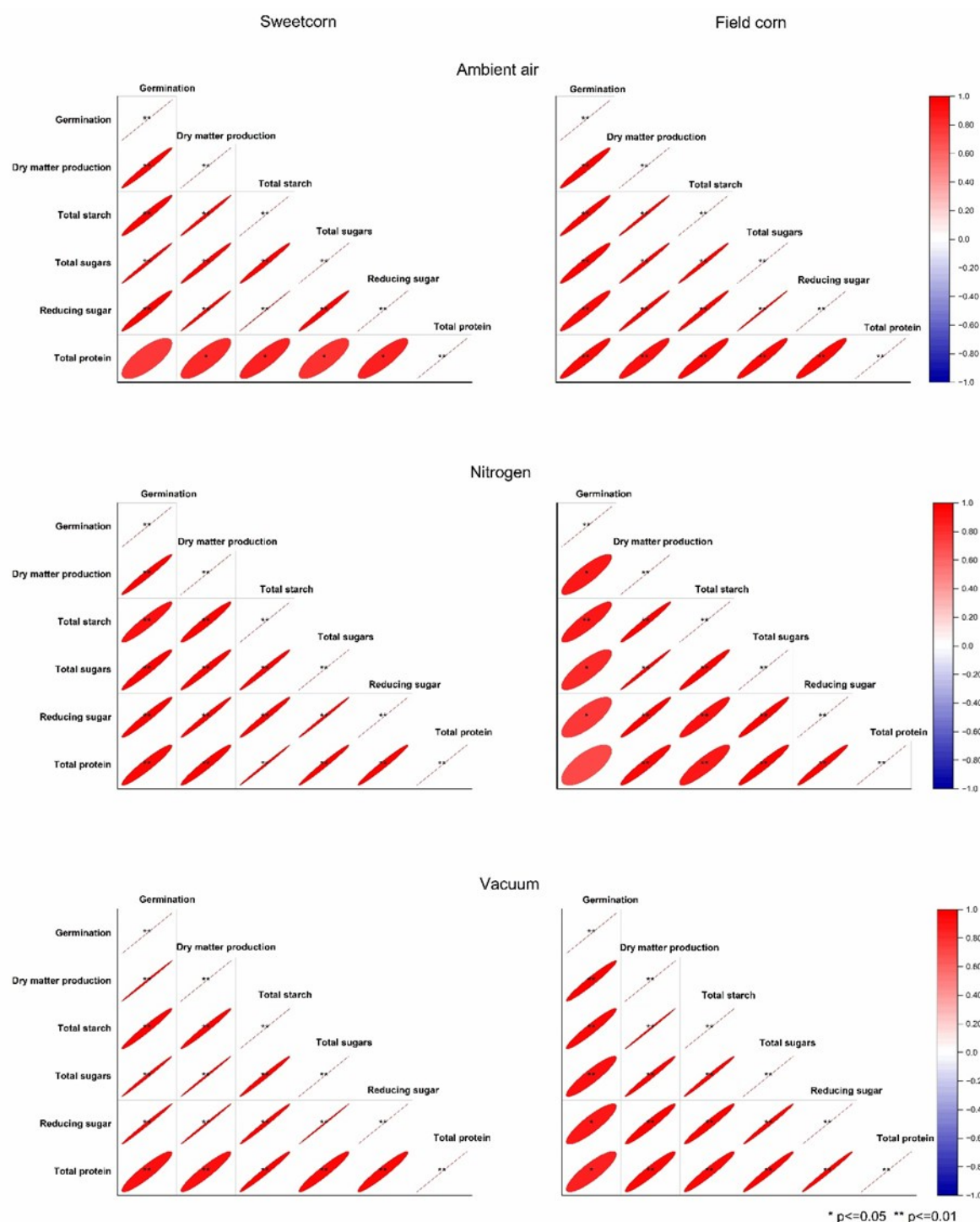
Fig. 5. Effect of modified atmospheric storage on food reserves of field corn seeds.



compared to ambient air (46). Compared with that in an ambient environment, the hydration capacity of carioca beans was maintained when they were stored with N<sub>2</sub> for 360 days (47). A higher concentration of carbon dioxide (60%) and 0% of oxygen in pigeon pea seeds packed with gas enhances seed longevity, resulting in increased seed quality parameters (48). Retaining optimal germination capacity when storing seeds in an oxygen-depleted atmosphere may be associated with the inhibition of oxygen-dependent enzymatic activities, thereby retaining higher levels of seed reserves that is better utilized for seed germination, as observed in soybeans (46).

In sweet corn, germination and seedling dry matter production were significantly and positively associated with all food reserves under nitrogen and vacuum

conditions of storage. However, under ambient air conditions, the seed protein content was not correlated with seed germination. In field corn, seed germination and seedling dry matter production were significantly and positively associated with food reserves under all storage conditions (Fig. 6). The data revealed that the availability of storage reserves was strongly associated with seed germination and vigour since it was associated with faster depletion of food reserves, both between the corn types and among the storage environment. Therefore, the decrease in total sugar, the predominant storage reserve in sweet corn seeds, is significantly much greater than the decrease in total starch, the main storage reserve in field corn seeds. The loss of a predominant storage reserve (total sugar) could be one of the most important factors



**Fig. 6.** Correlation matrix for seed germination and food reserves of sweet corn and field corn seeds stored under modified atmospheric storage.

leading to the poor storage potential of sweet corn seeds.

Time series regression equations were used to examine the relationships between seed germination, seedling dry matter production, and kernel food reserves (Table 1, 2). The  $X_2$  (total sugars) under all three storage conditions and  $X_4$  (total protein) under vacuum storage considerably ( $p < 0.05$ ) contributed to seed germination in sweet corn. Table 1 shows that  $X_2$  (total sugars) considerably contributed ( $p < 0.05$ ) to the production of dry matter in seedlings under nitrogen and vacuum storage condition, while  $X_4$  (total protein) in vacuum storage strongly contributed ( $p < 0.05$ ) to the equivalent dry matter production in seedlings under those conditions. In the case of field corn,  $X_1$  (total starch) contributed ( $p < 0.05$ ) to germination and seedling dry matter production under all three storage conditions and two storage conditions like nitrogen and vacuum, respectively (Table 2).

The equations with significant  $X_2$  (total sugars) in sweet corn had  $R^2$  values ranging from 0.9860 to 0.9998, suggesting that the equations are highly consistent with the data for sweet corn. Among the nutritive components, total sugar was the main factor affecting the seed germination of sweet corn under all three atmospheric storage conditions. The equations with significant  $X_1$  (total starch) in field corn had  $R^2$  values ranging from 0.9803 to 0.9996, suggesting that the equations are highly consistent with the field corn data. In field corn, total starch had a significant role in influencing ( $p < 0.05$ ) germination under all storage conditions. The aforementioned analysis was followed by the development of more straightforward equations using the TSR by removing variables that had negligible impacts on seed germination and seedling dry matter production. The results of the investigation showed that in all three storage atmospheres of sweet corn, total sugars had a substantial ( $p < 0.05$ ) impact on both seed

**Table 1.** Regression equations: Seed vigour vs. kernel food reserves in sweet corn ( $X_1$ : Total starch,  $X_2$ : Total sugar,  $X_3$ : Reducing sugar,  $X_4$ : Total protein;  $Y_1$ : Germination percentage,  $Y_2$ : Seedling dry weight;  $b_0, b_1, b_2, b_3, b_4$ :  $P$  value for intercept and coefficients of  $X_1, X_2, X_3$ , and  $X_4$ , respectively)

| Parameters          | Timeseries regression equations   | $R^2$  |
|---------------------|---|--------|
| Ambient air         |   |        |
| Germination %       | $Y_1 = 58.34609 - 0.32817X_1 + 0.291547X_2 + 0.231384X_3 - 0.17933X_4$<br>( $b_0 = 0.0522, b_1 = 0.1584, b_2 = 0.0407, b_3 = 0.2943, b_4 = 0.5858$ )  | 0.9979 |
| Seedling dry weight | $Y_2 = 0.6200591 - 0.00102X_1 + 0.003444X_2 + 0.00288X_3 - 0.00714X_4$<br>( $b_0 = 0.1842, b_1 = 0.7878, b_2 = 0.1267, b_3 = 0.5155, b_4 = 0.3703$ )  | 0.9954 |
| Nitrogen            |   |        |
| Germination %       | $Y_1 = 76.47533 - 0.02096X_1 + 0.096074X_2 - 0.02504X_3 + 0.035366X_4$<br>( $b_0 = 0.0041, b_1 = 0.4285, b_2 = 0.0275, b_3 = 0.5480, b_4 = 0.7110$ )  | 0.9972 |
| Seedling dry weight | $Y_2 = 0.43976 - 0.00182X_1 + 0.001735X_2 + 0.004767X_3 - 0.00105X_4$<br>( $b_0 = 0.4915, b_1 = 0.5079, b_2 = 0.0914, b_3 = 0.3308, b_4 = 0.9168$ )   | 0.9860 |
| Vacuum              |   |        |
| Germination %       | $Y_1 = 43.44124 - 0.05486X_1 - 0.02934X_2 + 0.149504X_3 + 0.637264X_4$<br>( $b_0 = 0.0066, b_1 = 0.0622, b_2 = 0.0216, b_3 = 0.0130, b_4 = 0.0101$ )  | 0.9998 |
| Seedling dry weight | $Y_2 = -0.59773 - 0.00204X_1 + 0.000094X_2 + 0.006767X_3 + 0.015856X_4$<br>( $b_0 = 0.0677, b_1 = 0.4276, b_2 = 0.0135, b_3 = 0.6876, b_4 = 0.0336$ ) | 0.9998 |

**Table 2.** Regression equations: Seed vigour vs. kernel food reserves in field corn ( $X_1$ : Total starch,  $X_2$ : Total sugar,  $X_3$ : Reducing sugar,  $X_4$ : Total protein;  $Y_1$ : Germination percentage,  $Y_2$ : Seedling dry weight;  $b_0, b_1, b_2, b_3, b_4$ :  $P$  value for intercept and coefficients of  $X_1, X_2, X_3$ , and  $X_4$ , respectively)

| Parameters          | Timeseries regression equations   | $R^2$  |
|---------------------|---|--------|
| Ambient air         |   |        |
| Germination %       | $Y_1 = 81.79741 + 0.04237X_1 + 0.033545X_2 - 0.1117X_3 - 0.01157X_4$<br>( $b_0 = 0.0001, b_1 = 0.0060, b_2 = 0.3181, b_3 = 0.0771, b_4 = 0.6103$ )    | 0.9995 |
| Seedling dry weight | $Y_2 = -0.01639 + 0.000627X_1 + 0.011984X_2 + 0.012102X_3 - 0.00245X_4$<br>( $b_0 = 0.9497, b_1 = 0.4422, b_2 = 0.1420, b_3 = 0.2069, b_4 = 0.5902$ ) | 0.9980 |
| Nitrogen            |   |        |
| Germination %       | $Y_1 = 81.79741 + 0.04237X_1 + 0.033545X_2 - 0.1117X_3 - 0.01157X_4$<br>( $b_0 = 0.0001, b_1 = 0.0060, b_2 = 0.3181, b_3 = 0.0771, b_4 = 0.6103$ )    | 0.9995 |
| Seedling dry weight | $Y_2 = -0.01639 + 0.000627X_1 + 0.011984X_2 + 0.012102X_3 - 0.00245X_4$<br>( $b_0 = 0.9497, b_1 = 0.4422, b_2 = 0.1420, b_3 = 0.2069, b_4 = 0.5902$ ) | 0.9980 |
| Vacuum              |   |        |
| Germination %       | $Y_1 = 90.67311 + 0.089047X_1 - 0.40383X_2 + 0.161154X_3 - 0.14428X_4$<br>( $b_0 = 0.0289, b_1 = 0.0575, b_2 = 0.1854, b_3 = 0.6374, b_4 = 0.7092$ )  | 0.9838 |
| Seedling dry weight | $Y_2 = 0.228723 + 0.004327X_1 - 0.00611X_2 + 0.001848X_3 - 0.00109X_4$<br>( $b_0 = 0.4406, b_1 = 0.0060, b_2 = 0.1865, b_3 = 0.7182, b_4 = 0.8506$ )  | 0.9996 |



germination and seedling dry matter production (Table 3). On the other hand, under all three storage atmospheres, total starch was revealed to be a significant contributing factor ( $p < 0.05$ ) for field corn germination and seedling dry matter production (Table 4). During seed development, total starch was associated with germination percentage and germination index, indicating that seed vigour could be predicted by the total starch content in sweet corn and that vigorous seeds would have greater total starch content (49). Thus, the poor shelf life of sweet corn might be related to a starch-deficient endosperm that cannot sustain early seedling growth through the supply of the required energy (50). Total sugars are essential as the primary energy source during germination, driving metabolic processes essential for seedling establishment (51). Sweet corn seeds, with their inherently high sugar content, experience rapid sugar depletion due to elevated respiration rates (11). Ambient air storage accelerates this process *via* aerobic respiration, while residual enzymatic activity further breaks down stored sugars (52). The high

soluble sugar content in sweet corn seeds makes them particularly susceptible to faster depletion compared to other maize types (11). Oxidative stress during storage, especially under air or nitrogen, exacerbates sugar loss by triggering energy-intensive repair mechanisms (53). Additionally, factors like moisture content and temperature significantly influence sugar degradation rates (54). This depletion directly impacts germination and seed vigour, requiring effective storage interventions. Thus, among the nutritive components, total sugar was the main factor affecting seed germination under all three atmospheric storage conditions, *viz.*, ambient air, nitrogen and vacuum. Therefore, the predominant storage reserve of sweet corn, namely, total sugars, might be rapidly depleted due to respiration and oxidation, leading to a shorter shelf life and reduced seed vigour. Furthermore, vacuum storage and low temperatures are effective in reducing sugar loss by minimizing respiration and oxidative stress (55). Antioxidant seed coatings or breeding for genotypes with stable sugar profiles can also enhance

**Table 3.** Regression equations: Seed vigour vs. Total sugar in sweet corn ( $X_1$ : total sugar content,  $Y_1$ : germination percentage;  $Y_2$ : seedling dry weight;  $b_0$ ,  $b_1$ :  $P$  value for intercept, and  $X_1$ , respectively)

| Parameters          | Time series regression equations                                     | $R^2$  |
|---------------------|--|--------|
| Ambient air         |  |        |
| Germination %       | $Y_1 = 29.39815 + 0.26534X_1$<br>( $b_0 < 0.001$ , $b_1 < 0.001$ )   | 0.9894 |
| Seedling dry weight | $Y_2 = 0.064175 + 0.004424X_1$<br>( $b_0 = 0.344$ , $b_1 < 0.001$ )  | 0.9770 |
| Nitrogen            |  |        |
| Germination %       | $Y_1 = 70.23923 + 0.1023X_1$<br>( $b_0 < 0.001$ , $b_1 < 0.001$ )    | 0.9302 |
| Seedling dry weight | $Y_2 = -0.02909 + 0.004925 X_1$<br>( $b_0 = 0.793$ , $b_1 < 0.001$ ) | 0.9548 |
| Vacuum              |  |        |
| Germination %       | $Y_1 = 68.15062 + 0.111299 X_1$<br>( $b_0 < 0.001$ , $b_1 < 0.001$ ) | 0.9907 |
| Seedling dry weight | $Y_2 = -0.10247 + 0.005241 X_1$<br>( $b_0 = 0.021$ , $b_1 < 0.001$ ) | 0.9961 |

**Table 4.** Regression equations: Seed vigour vs. Total starch in field corn ( $X_1$ : total starch content,  $Y_1$ : germination percentage;  $Y_2$ : seedling dry weight;  $b_0$ ,  $b_1$ :  $P$  value for intercept, and  $X_1$ , respectively)

| Parameters          | Time series regression equations                                     | $R^2$  |
|---------------------|--|--------|
| Ambient air         |  |        |
| Germination %       | $Y_1 = 80.9846 + 0.03504X_1$<br>( $b_0 < 0.001$ , $b_1 < 0.001$ )    | 0.9614 |
| Seedling dry weight | $Y_2 = 0.11932 + 0.003526X_1$<br>( $b_0 = 0.059$ , $b_1 < 0.001$ )   | 0.9918 |
| Nitrogen            |  |        |
| Germination %       | $Y_1 = 84.80093 + 0.026358X_1$<br>( $b_0 < 0.001$ , $b_1 = 0.008$ )  | 0.7795 |
| Seedling dry weight | $Y_2 = -0.18517 + 0.00414 X_1$<br>( $b_0 = 0.279$ , $b_1 < 0.001$ )  | 0.9600 |
| Vacuum              |  |        |
| Germination %       | $Y_1 = 82.08875 + 0.032896 X_1$<br>( $b_0 < 0.001$ , $b_1 < 0.001$ ) | 0.9104 |
| Seedling dry weight | $Y_2 = 0.1610 + 0.003437 X_1$<br>( $b_0 = 0.003$ , $b_1 < 0.001$ )   | 0.9971 |

shelf life (53, 56).

## Conclusion

The study highlights that total sugars and total starch serve as the predominant storage reserves in sweet corn and field corn seeds, respectively. A strong correlation was established food reserve components and seed quality. Regression equations demonstrated the crucial role of food reserves in seed germination and vigour under ambient and MAP conditions, such as nitrogen and vacuum. Oxygen-free storage environments were shown to significantly reduce the rate of food reserve depletion by limiting aerobic respiration, thereby extending the shelf life of sweet corn seeds. Therefore, the loss of the predominant storage reserve (total sugar) could be the most important factor leading to the poor storage potential of sweetcorn seeds, irrespective of the seed deterioration mechanism that takes place in the seeds. Furthermore, the packing of sweet corn seeds in MAPs with nitrogen or vacuum conditions is highly recommended to preserve seed vigour and prolong shelf life.

## Acknowledgements

We would like to thank Indo-American Hybrid Seeds, Bangalore, for supplying the sweet corn seeds. This work was supported by Incotec India Pvt. Limited, Ahmedabad, India, under the scheme F37 AOI - "Modification of oxygen level in seed storage atmosphere to extend the shelf life of sweet corn seeds".

## Authors' Contributions

AS performed the experiments, analyzed the data, made the figures and drafted the manuscript. UR designed the study and wrote the protocol. ET, VC, DM, SP and AT reviewed the manuscript. All authors read and approved the final manuscript.

## Compliance with Ethical Standards

**Conflict of interest:** Authors do not have any conflict of interests to declare.

**Ethical issues:** None

## References

- Warman PR, Havard KA. Yield, vitamin and mineral contents of organically and conventionally grown potatoes and sweet corn. *Agric Ecosyst Environ*. 1998;68:207–16. [https://doi.org/10.1016/S0167-8809\(97\)00102-3](https://doi.org/10.1016/S0167-8809(97)00102-3)
- Lei Y, Lee Y. Nanoencapsulation and delivery of bioactive ingredients using zein nanocarriers: Approaches, characterization, applications and perspectives. *Food Sci Biotechnol*. 2024;33(5):1037–57. <https://doi.org/10.1007/s10068-023-01489-6>
- Tracy WF. Sweet corn. In: Specialty Corns. CRC, USA; 2001. <https://doi.org/10.1201/9781420038569.ch6>
- Finegan C, Boehlein SK, Leach KA, Madrid G, Hannah LC, Koch KE, et al. Genetic perturbation of the starch biosynthesis in maize endosperm reveals sugar-responsive gene networks. *Front Plant Sci*. 2022;12:8003–26. <https://doi.org/10.3389/fpls.2021.800326>
- U.S. Department of Agriculture, Agricultural Research Service, Beltsville Human Nutrition Research Center. Food Data Central; 2024.
- Nelson O, Pan D. Starch synthesis in maize endosperms. *Annu Rev Plant Biol*. 1995;46(1):475–96. <https://doi.org/10.1146/annurev.arplant.46.1.475>
- Wann EV, Brown GB, Hills WA. Genetic modifications of sweet corn quality. *J Am Soc Hortic Sci*. 1971;96:441. <https://doi.org/10.21273/JASHS.96.4.441>
- Shannon JC, Garwood DL. Genetics and physiology of starch development. In: Starch: Chemistry and technology. Academic Press; 1984. p. 25–86. <https://doi.org/10.1016/B978-0-12-746270-7.50009-4>
- Marshall SW. Sweet corn. In: Corn: Chemistry and technology. Watson SA, Ramstad PE, editors. American Association of Cereal Chemists; 1987.
- Finch-Savage WE, Bassel GW. Seed vigour and crop establishment: Extending performance beyond adaptation. *J Exp Bot*. 2016;67(3):567–71. <https://doi.org/10.1093/jxb/erv490>
- He L, Burris JS. Respiration and carbohydrate metabolism during germination of *sh2* and *Sh2* sweet corn seed. *HortScience*. 1992;27:1306–08. <https://doi.org/10.21273/HORTSCI.27.12.1306>
- Douglass SK, Juvik JA, Splittstoesser WE. Sweet corn seedling emergence and variation in kernel carbohydrate reserves. *Seed Sci Technol*. 1993;21:433–45.
- Johann H. Histology of the caryopsis of yellow dent corn, with reference to resistance and susceptibility to kernel rots. *J Agric Res*. 1935;51:855–83.
- Styer RC, Cantliffe DJ. Dependence of seed vigor during germination on carbohydrate source in endosperm mutants of maize. *Plant Physiol*. 1984;76:196–200. <https://doi.org/10.1104/pp.76.1.196>
- Tracy WF, Juvick JA. Electrolyte leakage and seed quality in a shrunken-2 population of maize selected for improved field emergence. *HortScience*. 1989;23:391–92. <https://doi.org/10.21273/HORTSCI.23.2.391>
- Vasudevan SN, Shakuntala NM, Shreshail T, Goud S, Ravi. Studies on effect of modified atmospheric storage condition on storability of groundnut (*Arachis hypogaea* L.) seed kernels. *Res Rev J Agric Allied Sci*. 2014;3(2):48–57.
- ISTA. International rules for seed testing. *Seed Sci Technol*. 2015.
- Abdul-Baki AA, Anderson JD. Vigor determination in soybean seed by multiple criteria. *Crop Sci*. 1973;13(6):630–33. <https://doi.org/10.2135/cropsci1973.0011183X001300060013x>
- Swethasree M, Rajarajeswari V, Prathima T, Latha P, Sudhakar P. Evaluation of yield, dry matter accumulation and leaf area index in maize hybrids as affected by dates of sowing. *Agric Sci*. 2019;48.
- Ketthaisong D, Suriharn B, Tangwongchai R, Lertrat K. Changes in physicochemical properties of waxy corn starches at different stages of harvesting. *Carbohydr Polym*. 2013;98:241–52. <https://doi.org/10.1016/j.carbpol.2013.06.016>
- Dubois MK. Use of phenol reagent for the determination of total sugar. *Anal Chem*. 1956;28:350. <https://doi.org/10.1021/ac60111a017>
- Jiang DA. Experiment guidance for plant physiology. Chengdu University of Science and Technology Press, Chengdu. 1999; p. 63–65.
- Lowry OH, Rosebrough NJ, Farr AL, Randall RJ. Protein measurement with the Folin phenol reagent. *J Biol Chem*. 1951;193:265–75. [https://doi.org/10.1016/S0021-9258\(19\)52451-6](https://doi.org/10.1016/S0021-9258(19)52451-6)

24. Gomez KA, Gomez AA. Statistical procedures for agricultural research. 2nd edn. John Wiley and Sons, New York; 1984.
25. Harrington JF. Biochemical basis of seed longevity. *Seed Sci Technol.* 1973;1:453–61.
26. Nass HG, Crane PL. Effect of endosperm mutants on germination and early seedling growth rate in maize (*Zea mays* L.). *Crop Sci.* 1970;10(2):139–40. <https://doi.org/10.2135/cropsci1970.0011183X001000020004x>
27. Wann EV. Seed vigor and respiration of maize kernels with different endosperm genotypes. *J Am Soc Hortic Sci.* 1980;105:31–34. <https://doi.org/10.21273/JASHS.105.1.31>
28. Berger RD, Wolf EA. Control of seed-borne and soil-borne mycoses of 'Florida Sweet' corn by seed treatment. *Plant Dis Rep.* 1974;58:922–33.
29. Styer RC, Cantliffe DJ. Infection of two endosperm mutants of sweet corn by *Fusarium moniliforme* and its effect on seedling vigor. *Phytopathology.* 1984;74(2):189–94. <https://doi.org/10.1094/Phyto-74-189>
30. Styer RC, Cantliffe DJ. Changes in seed structure and composition during development and their effects on leakage in two endosperm mutants of sweet corn. *J Am Soc Hortic Sci.* 1983;108(5):721–28. <https://doi.org/10.21273/JASHS.108.5.721>
31. Wang W, He A, Peng S, Huang J, Cui K, Nie L. The effect of storage condition and duration on the deterioration of primed rice seeds. *Front Plant Sci.* 2018;9:172. <https://doi.org/10.3389/fpls.2018.00172>
32. Harrington JF. Drying, storing and packaging seeds to maintain germination and vigor. *Short Course for Seedsmen.* Starkville, MS: Mississippi State University; 1960.
33. Bradford KJ, Bello P, Fu JC, Barros M. Single-seed respiration: A new method to assess seed quality. *Seed Sci Technol.* 2013;41(3):420–38. <https://doi.org/10.15258/sst.2013.41.3.09>
34. Willan RL. A guide to forest seed handling with special reference to the tropics. *Seed Sci Technol.* 1985;20(2):379–84.
35. Liu J, Gui J, Gao W, Ma J, Wang Q. Review of the physiological and biochemical reactions and molecular mechanisms of seed aging. *Acta Ecol Sin.* 2016;36:4997–5006. <https://doi.org/10.5846/stxb201502040289>
36. Kibinza S, Vinel D, Côme D, Bailly C, Corbineau F. Sunflower seed deterioration as related to moisture content during ageing, energy metabolism and active oxygen species scavenging. *Physiol Plant.* 2006;128(3):496–506. <https://doi.org/10.1111/j.1399-3054.2006.00771.x>
37. Widajati E, Putro TY, Dewi EM, Aini MA, Mahardhika A. Analysis of seed viability through respiration metabolism using CO<sub>2</sub> sensors and Internet of Things (IoT) system. *IOP Conf Ser: Earth Environ Sci.* 2023;1133(1):12–74. <https://doi.org/10.1088/1755-1315/1133/1/012074>
38. Hussain S, Zheng M, Khan F, Khaliq A, Fahad S, Peng S. Benefits of rice seed priming are offset permanently by prolonged storage and the storage conditions. *Sci Rep.* 2015;5:8101. <https://doi.org/10.1038/srep08101>
39. Justice OL, Bass N. Principles and practices of seed storage. In: *Agriculture Handbook.* USDA Printing Office, Washington; 1978. p. 25–198.
40. Benson EE. Free radical damage in stored plant germplasm. *International Board of Plant Genetic Resources, Rome*; 1990. p. 25.
41. Ellis RH, Hong TD, Roberts EH. Seed moisture content, storage, viability and vigor. *Seed Sci Res.* 2008;1:275–79. <https://doi.org/10.1017/S0960258500001008>
42. Priestley DA. Seed ageing: Implication for seed storage and preservation in the soil. *Cornell University Press, Ithaca, New York*; 1986. p. 15.
43. Wilson WO, McDonald HB. The lipid peroxidation model of seed ageing. *Seed Sci Technol.* 1986;14:269–300.
44. Walters C. Undertaking the mechanism and kinetics of seed ageing. *Seed Sci Technol.* 1998;8:223–44. <https://doi.org/10.1017/S096025850000413X>
45. Shinde P, Hunje R. Seed viability and seed health as influenced by modified atmospheric gases condition on Kabuli chickpea (*Cicer arietinum* L.) varieties. *J Entomol Zool Stud.* 2019;7:713–19.
46. Ludwig V, Berghetti MRP, Rossato FP, Wendt LM, Schultz EE, Both V, et al. Impact of controlled atmosphere storage on physiological quality of soybean seed. *J Stored Prod Res.* 2021;90:101749. <https://doi.org/10.1016/j.jspr.2020.101749>
47. Vanier NL, Rupollo G, Paraginski RT, de Oliveira M, Elias MC. Effects of nitrogen-modified atmosphere storage on physical, chemical and technological properties of Carioca bean. *Curr Agric Sci Technol.* 2014;20(1):10–20.
48. Manjunatha B, Vasudevan SN, Umesha U, Sravani C. Studies on influence of modified atmospheric storage conditions on biochemical parameters in pigeonpea seeds. *J Appl Nat Sci.* 2016;8(3):1249–52. <https://doi.org/10.31018/jans.v8i3.949>
49. Pairochteerakul P, Jothityangkoon D, Ketthaisong D, Simla S, Lertrat K, Suriarn B. Seed germination in relation to total sugar and starch in endosperm mutant of sweet corn genotypes. *Agronomy.* 2018;8(12):299. <https://doi.org/10.3390/agronomy8120299>
50. Wann EV. Leaching of metabolites during imbibition of sweet corn seed of different endosperm genotypes. *Crop Sci.* 1986;26:731–33. <https://doi.org/10.2135/cropsci1986.0011183X0002600040020x>
51. Bewley JD, Black M. *Seeds: Physiology of development and germination.* Springer Science and Business Media; 2013.
52. Kong L, Huo H, Mao P. Antioxidant response and related gene expression in aged oat seed. *Front Plant Sci.* 2015;6:158. <https://doi.org/10.3389/fpls.2015.00158>
53. Bailly C. Active oxygen species and antioxidants in seed biology. *Seed Sci Res.* 2004;14(2):93–107. <https://doi.org/10.1079/SSR2004159>
54. Sun Y, Lin L, Pang C, Deng H, Peng H, Li J, et al. Hydrolysis of cotton fiber cellulose in formic acid. *Energy Fuels.* 2007;21(4):2386–89. <https://doi.org/10.1021/ef070134z>
55. Li Y, Zhong K, Wang X, Wang H, Zhang Y, Shi B, et al. Sensory evaluation and model prediction of vacuum-packed fresh corn during long-term storage. *Foods.* 2023;12(3):478. <https://doi.org/10.3390/foods12030478>
56. Panatee P, Dermail A, Chankaew S, Lertrat K, Simla S, Lomthaisong K, et al. Seed germination and composition of double and triple endosperm mutants of tropical sweet corn under different harvest and storage conditions. *HortTechnology.* 2024;34(6):789–800. <https://doi.org/10.21273/HORTECH05532-24>